

Santa Cruz County

Methamphetamine Snapshot 2007

Prepared by Applied Survey Research



Santa Cruz County Drug and Alcohol Abuse Task Force (D&AATF) Members

Task Force Members

Santa Cruz County District Attorney
Gretchen Brock

Alternative Public Defender, Wallraff & Gilman
Isabel Gilman, Criminal Defence Bar

Jail Crisis Team (CIT) Services
David M. Polak
Jasmine Najera

Santa Cruz County Law Enforcement
Captain Todd Mayer

Santa Cruz County Probation Department
Scott MacDonald
Yolanda Perez-Logan

Santa Cruz County Hospitals
George Jarrow, Domican Hospital

Santa Cruz County Health Services Agency (HSA) Alcohol and Drug Program
William Manov
Lynn Harrison

Santa Cruz County Community Counseling Center (SCCCC) Community Recovery Services
Will O'Sullivan

Santa Cruz County Community Counseling Center (SCCCC)/ Santa Cruz County Youth Services
Clare Wesley

Santa Cruz County Human Resource Agency (HRA) Family and Children's Services
Mark Holguin

United Way of Santa Cruz County
Shebreh Kalantari

Project Evaluation Team

Applied Survey Research
Abigail Stevens, Project Manager
Tracy Keenan, Research Analyst

Applied Survey Research (ASR) is a nonprofit social research firm dedicated to conducting and using community-based research to help people build better communities. For over 25 years, ASR has employed best practices for survey research, assessment, and evaluation in order to better serve public and private agencies, health and human service organizations, city and county offices, school districts, institutions of higher learning, and charitable foundations.

Table of Contents

Santa Cruz County Drug and Alcohol Abuse Task Force (D&AATF) Members.....	2
Table of Contents	3
Background/ Previous Studies	4
Introduction and Methodology	5
Criminal Justice Agencies	6
Health Agencies.....	19
Treatment Agencies	21
Data Highlights	35
Criminal Justice Agencies	35
Santa Cruz County District Attorney	35
Alternative Public Defender, Wallraff & Gilman	35
Jail Crisis Intervention Team (CIT) Services.....	35
Santa Cruz County Law Enforcement	35
Santa Cruz County Probation Department	36
Health Agencies.....	36
Santa Cruz County Hospitals	36
Treatment Agencies	37
Santa Cruz County Health Services Agency Alcohol and Drug Program	37
Community Recovery Services/ Santa Cruz County Community Counseling Center	37
Santa Cruz County Youth Services/ Santa Cruz County Community Counseling Center	37
Santa Cruz County Human Resource Agency Family and Children’s Services .	38

Background/ Previous Studies

Methamphetamine can lead to a host of problems, ranging from legal and medical problems, to social and environmental issues. County and city services (and the taxpayers) must pay for investigating methamphetamine laboratories and distribution cases, making arrests of offenders, holding these suspects in jails, prosecuting them, and providing treatment, probation and social services. Additionally, in many methamphetamine cases, children are in the home. Social workers and law enforcement officers often find that the children in these homes have suffered from neglect and abuse. (*The Meth Epidemic in American*, National Association of Counties, 2005)

In 2005, the National Association of Counties (NAC) conducted surveys of law enforcement and county child welfare officials in order to determine the impact of methamphetamine on government services and their communities.¹ Data was gathered from 500 counties in 45 states. Results from these surveys revealed that 87% of the 500 law enforcement agencies surveyed reported increases in methamphetamine-related arrests over the past three years. California reported a 100% increase. Fifty-eight percent (58%) of the counties surveyed stated methamphetamine was their largest drug problem. Half of the surveyed counties estimated that one in five of their current jail inmates were being held because of methamphetamine-related crimes. Santa Cruz County Jails have also been experiencing a rise in inmate populations, especially in female inmates. Seventy percent (70%) of the counties surveyed reported that methamphetamine-related burglaries, robberies, domestic violence, assaults, and identity thefts have increased. In Santa Cruz County, property-related crimes have increased with this rise in methamphetamine use. The Santa Cruz County Sheriff's Office has experienced a growing number of theft and burglary cases committed by methamphetamine users, especially involving thefts of cars, commercial burglaries, mail theft, and identity theft.

The NACo study also found that methamphetamine use is highly related to child abuse and neglect. The results of the NACo survey of child welfare officials revealed that 40% of those surveyed reported increases in out-of-home placements of children due to methamphetamine in 2004. Seventy-one percent (71%) of the child welfare officials from counties in California who were surveyed reported an increase in out-of-home placements due to methamphetamine between 2000 and 2005. In addition, 59% of county officials surveyed stated that the nature of parents who are methamphetamine users has made family reunification more difficult.

¹ *The Meth Epidemic in America: Two Surveys of U.S. Counties (The Criminal Effect of Meth on Communities Survey & the Impact of Meth on Children Survey)*, National Association of Counties, 2005.

Introduction and Methodology

The rise of the use and distribution of methamphetamine within California and Santa Cruz County has greatly impacted Santa Cruz County communities and government services. The Santa Cruz County Drug and Alcohol Abuse Task Force (D&AATF) meets monthly to discuss alcohol and drug use in Santa Cruz County. The task force includes various government and nongovernmental agencies including Dominican Hospital, Santa Cruz County Community Counseling Center, Santa Cruz County Human Resources Agency, Santa Cruz County Jails, Santa Cruz County Human Resources Agency, District Attorney, Public Defenders, Probation, Law Enforcement and the United Way. In 2006, D&AATF took notice of the increasing use of methamphetamine in Santa Cruz County. In order to combat this growing problem, the D&AATF decided to collaborate to identify, collect, compile and report on methamphetamine-related data. However, very limited methamphetamine-related data was available in Santa Cruz County. The D&AATF therefore agreed to conduct the Methamphetamine Snapshot study during the one month period of February 2007.

The purpose of the Methamphetamine Snapshot of Santa Cruz County was to compile data from a range of impacted service departments, agencies and providers in Santa Cruz County. The data will provide an illustration of the number and scope of impact of methamphetamine on services in our community. This countywide "Snapshot" intended to gather data from a wide segment of public and private services, including Criminal Justice, Health, and Treatment. Each impacted service area agreed to collect data to identify the "person" contact, which they determined to be associated with the manufacture, sale, use or as a result of methamphetamine. Participating agencies determined independently what constituted a methamphetamine-related service incident. Agencies were also to capture information about the profile of methamphetamine users in Santa Cruz County based on age, ethnicity, gender, and area of residence.

Criminal Justice Agencies

Santa Cruz District Attorney

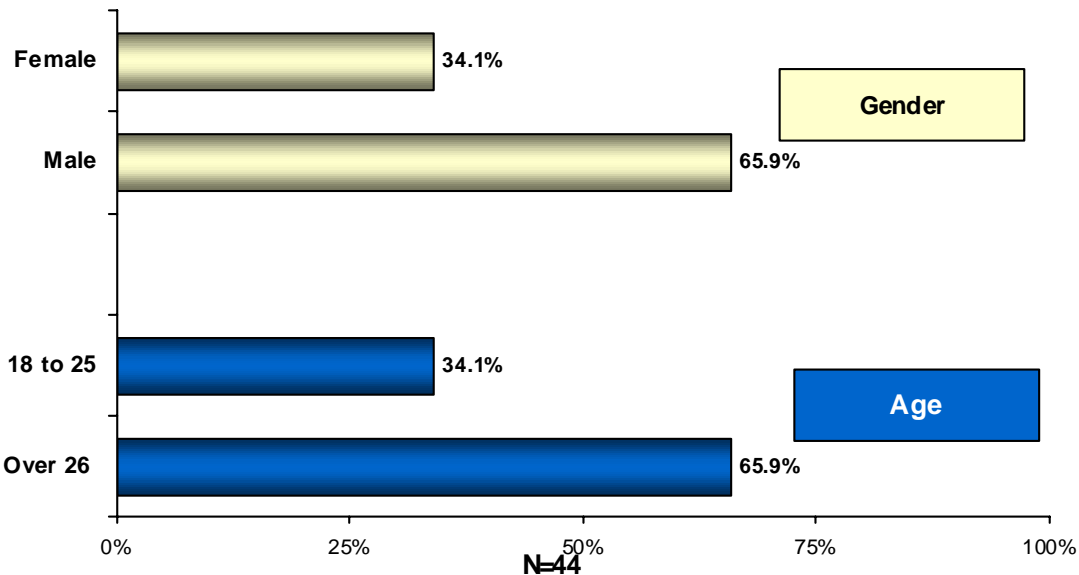
What It Is and How It's Measured

The Santa Cruz County District Attorney's Office is responsible for filing criminal charges, appearing in court in all felony and misdemeanor cases, and representing the People of the State of California in all trials and sentencing proceedings in the Superior Court of Santa Cruz. For the month of February 2007, data was collected on felony methamphetamine cases filed by the Santa Cruz District Attorney's Office. These cases included those in which the charges were either "possession of methamphetamine for personal use," "possession of methamphetamine for the purpose of selling it," or "sales of methamphetamine." Data was not gathered for cases in which a person was under the influence of methamphetamine or possessed syringes or pipes for the ingestion of methamphetamine, nor on cases in which charges were pending the results of chemical analysis, probation violation hearings based on positive tests, or juvenile cases. Further, the data collected do not include arrests for any other types of crimes in which methamphetamine was believed to be a factor or motivation.

What the Data Tell Us

For the month of February, the Santa Cruz District Attorney's office filed 44 felony methamphetamine cases. Of those 44 cases, 84% were charged with possession of methamphetamine for personal use as the primary charge. Sixteen percent (16%) had a primary charge of either sale or possession for sale of methamphetamine. Thirty-four percent (34%) of the 44 cases filed involved female defendants and 66% involved male defendants, and 34% of the cases involved individuals between the ages of 18 and 25, while 66% involved individuals over 26 years of age.

Figure 1: Demographics of Individuals with Felony Methamphetamine Cases



Source: Santa Cruz County District Attorney Methamphetamine Snapshot, February 2007.

Alternative Public Defender, Wallraff & Gilman

What It Is and How It's Measured

In Santa Cruz County, there are three public defender offices. The primary public defender contractor is Biggam, Christensen & Minsloff. When the primary public defender contractor, has a conflict in representing clients, cases are assigned to Wallraff & Gilman, or to Page, Salisbury & Dudley, on an alternating basis. For the month of February 2007, all persons represented in court by Wallraff & Gilman were tracked. Selected for the study were those cases that were not drug cases, in other words, those that did not involve possession or sales of controlled substances, or being under the influence of drugs or alcohol. Cases were tracked using the daily office calendar and the daily court calendars during the month of February. A list was created of all the persons who appeared in court for the qualifying charges (all non-drug cases). Each attorney was then asked to identify those cases, which in the opinion of the attorney, involved methamphetamine use as a substantial underlying factor leading to the client's arrest.

What the Data Tell Us

In February 2007, there were 17 juvenile clients with non-drug cases. In the opinion of the attorneys, methamphetamine use was a substantial factor in four of those cases. Of these four, two were male and two were female. These four cases included the charges of possession of a firearm, robbery, disturbing the peace, and assault.

In the adult court, there were 45 clients with non-drug charges. In the opinion of these clients' attorneys, methamphetamine use was a substantial contributing factor in 25 (56%) of these cases. Of these 25 clients, 11 were women and 14 were men. Thirteen were between the ages of 18-25 years, and 12 were over 25 years. Eleven (44%) of those 25 adults had been arrested for interpersonal crimes including child endangerment, domestic violence, child molestation, evading a peace officer, and homicide. The remaining 14 (56%) were arrested for theft crimes, including possession of stolen property, identity theft, burglary, car theft, check fraud, and petty and grand theft. Six of the 11 women had been arrested for theft crimes and five for interpersonal crimes. Eight of the 14 men had theft-related arrests, and six were arrested for crimes against another person.

Figure 2: Methamphetamine Use Among Client with Non-Drug Cases

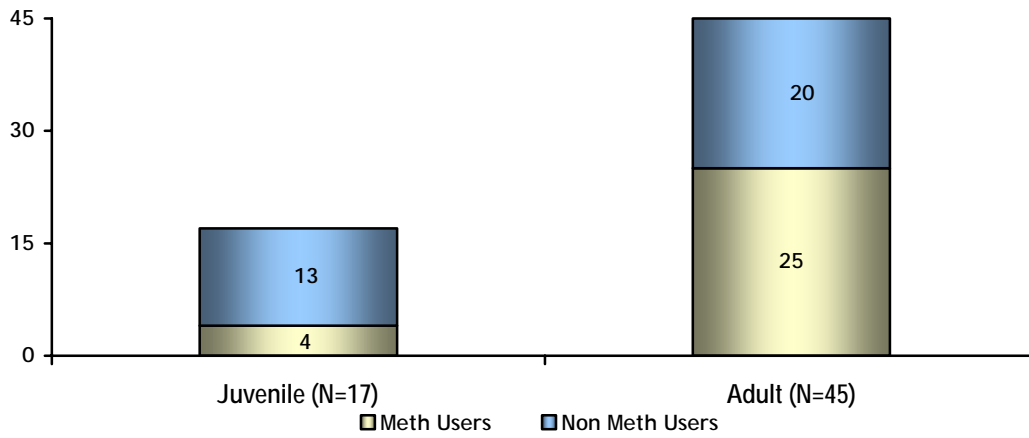
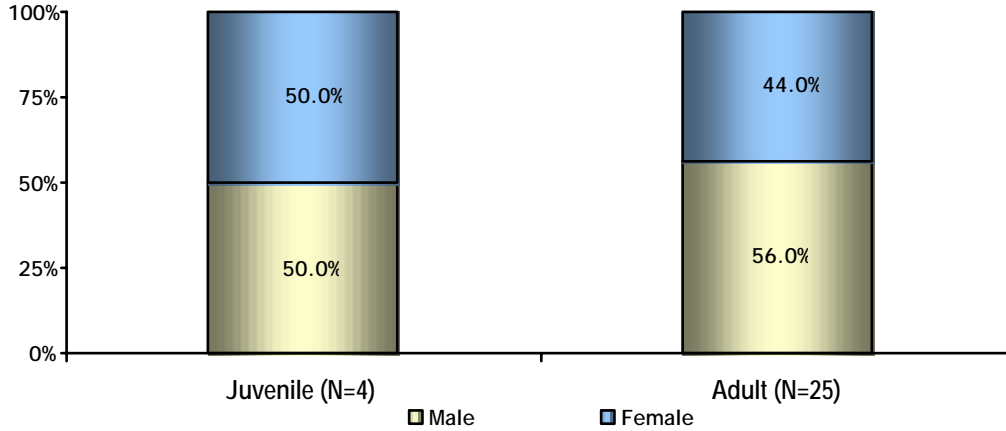


Figure 3: Gender of Methamphetamine Clients with Non-Drug Cases



Source: Wallraff & Gilman, Aternative Public Defender Methamphetamine Snapshot, February 2007.

Jail Crisis Intervention Team Services

What It Is and How It's Measured

The Crisis Intervention Team (CIT) at the Santa Cruz County Jail is part of the Forensic Mental Health Services with Mental Health and Substance Abuse Services under the Santa Cruz County Health Services Agency. CIT works with inmates who are suicidal, psychotic and/ or in need of medications, and CIT is often called upon when crises arise involving inmates already in custody. Detention or medical staff can request intervention via a CIT referral form or inmates can request contact with CIT staff by submitting a request for services. All services to inmates are continuously prioritized from highest-risk to lesser and are provided to inmates at various points of their incarceration. CIT consists of jail crisis clinicians, jail discharge planners, a jail psychiatrist and the Forensic Mental Health Supervisor. Each day, CIT staff screens and staffs all psychiatrically impaired inmates in a morning meeting of CIT, jail nursing, and detention staff.

The following data include any inmate who came into contact with CIT during the month of February. Each inmate was asked if they had been using methamphetamine prior to contact with the CIT staff. If methamphetamine use was confirmed, CIT would identify the inmate in the CIT log. If the inmate could not confirm methamphetamine use, CIT checked with detention and nursing staff to verify use via toxicology tests done by probation, medical, and/ or detention staff.

What the Data Tell Us

During the month of February 2007 there were a total of 136 inmates who received CIT services in the Santa Cruz County Jail. Twenty-nine percent (29%) of these inmates had confirmed methamphetamine use based on self-reports or toxicology results.

Data from the 40 confirmed methamphetamine users was broken out into the following categories: Contact with the Mental Health System, and Methamphetamine use by Age, Gender, Ethnicity, Language and City of Residence. These breakdowns provide an overall picture of the Santa Cruz County Jail inmates receiving CIT services who were identified with confirmed methamphetamine use. Thirty-one percent (31%) of the 136 inmates receiving CIT services reported that this was their first contact with the mental health system compared with 35% of the 40 inmates with confirmed methamphetamine use. Fifty-six percent (56%) of these methamphetamine users were male, 40% were under the age of 25, more than half (60%) were Caucasian, and the large majority (90%) were monolingual English-speakers.

Figure 4: Percent of Inmates Who Reported this was their First Contact with Mental Health Services

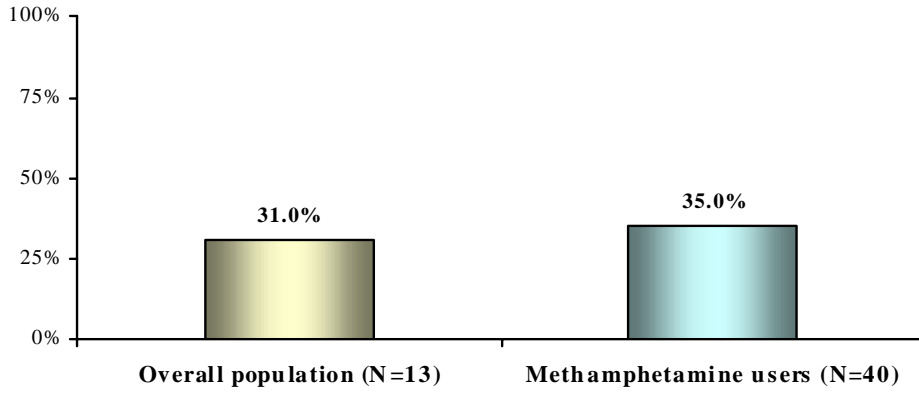
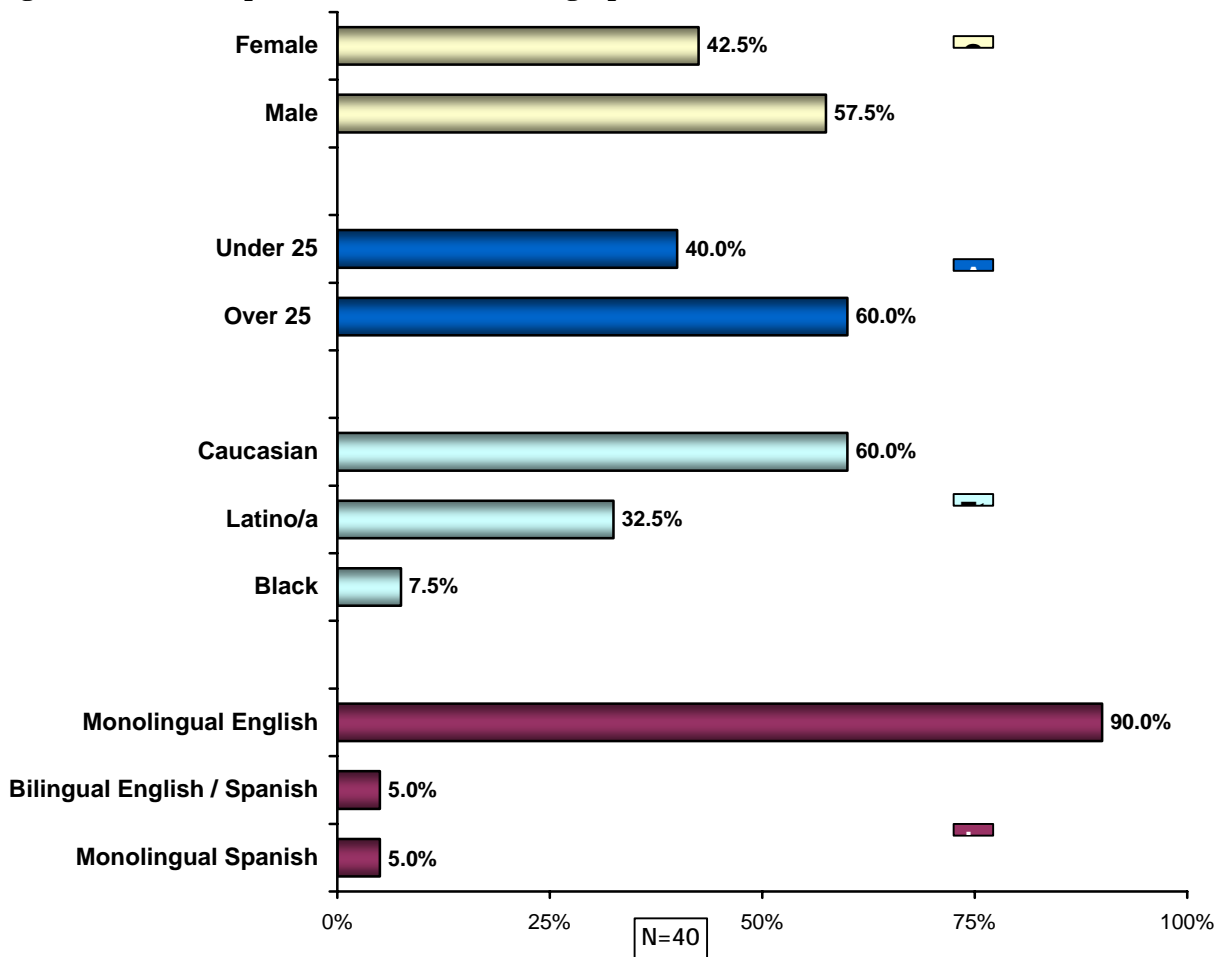


Figure 5: Methamphetamine Inmates Demographics



Source: Jail Crisis Intervention Team Services/ Mental Health Methamphetamine Snapshot, February 2007.

Santa Cruz County Law Enforcement

What It Is and How It's Measured

Over the last several years, Santa Cruz County Law Enforcement saw an increase in contacts, investigations, crimes, and arrests related to methamphetamine use. The direct and indirect costs of methamphetamine use are therefore becoming an issue for Law Enforcement and the community. For that reason, Santa Cruz County Law Enforcement captured descriptive raw data in the form of race, age and gender related to methamphetamine use for the month of February 2007.

Law Enforcement used computer-aided dispatch (CAD) and report-writing methods to capture demographic information in methamphetamine "events." Events were defined as ranging from arrest for a methamphetamine-related crime to simple self-disclosure without arrest. This method of drug data collection was a first for Law Enforcement in Santa Cruz County and necessitated the devolvement of a reliable collection tool. Working cooperatively with all the police agencies in the County, a five step action plan was implemented: 1) Develop data criteria and a homogenous collection method; 2) obtain individual agency approval; 3) perform a pretest; and 4) conduct data collection during the specified month of February.

The method used to collect the data varied among agencies, but the common theme continued to be age, race, and gender. The agencies sharing the Netcom communication center (SCCECC) were able to collect the required data in the form of a secondary clearing code. The City of Scotts Valley, the University of California Santa Cruz, State Parks, Santa Cruz County Narcotics Enforcement Team, and the California Highway Patrol gathered data by means of crime or incident reports.

What the Data Tell Us

The results of the countywide Law Enforcement data collection revealed that there were 75 individuals with methamphetamine-related events. The majority of these individuals (72%) were males, over the age of 25 (63%), and Caucasian (56%). The largest group of individuals generating the greatest number of methamphetamine events was white males over the age of 25, followed by Latino males aged 18 to 25. The third largest group was white females over the age of 25, followed by white males aged 18 to 25 years.

Figure 6: Demographics of Individuals with Methamphetamine-Related Events

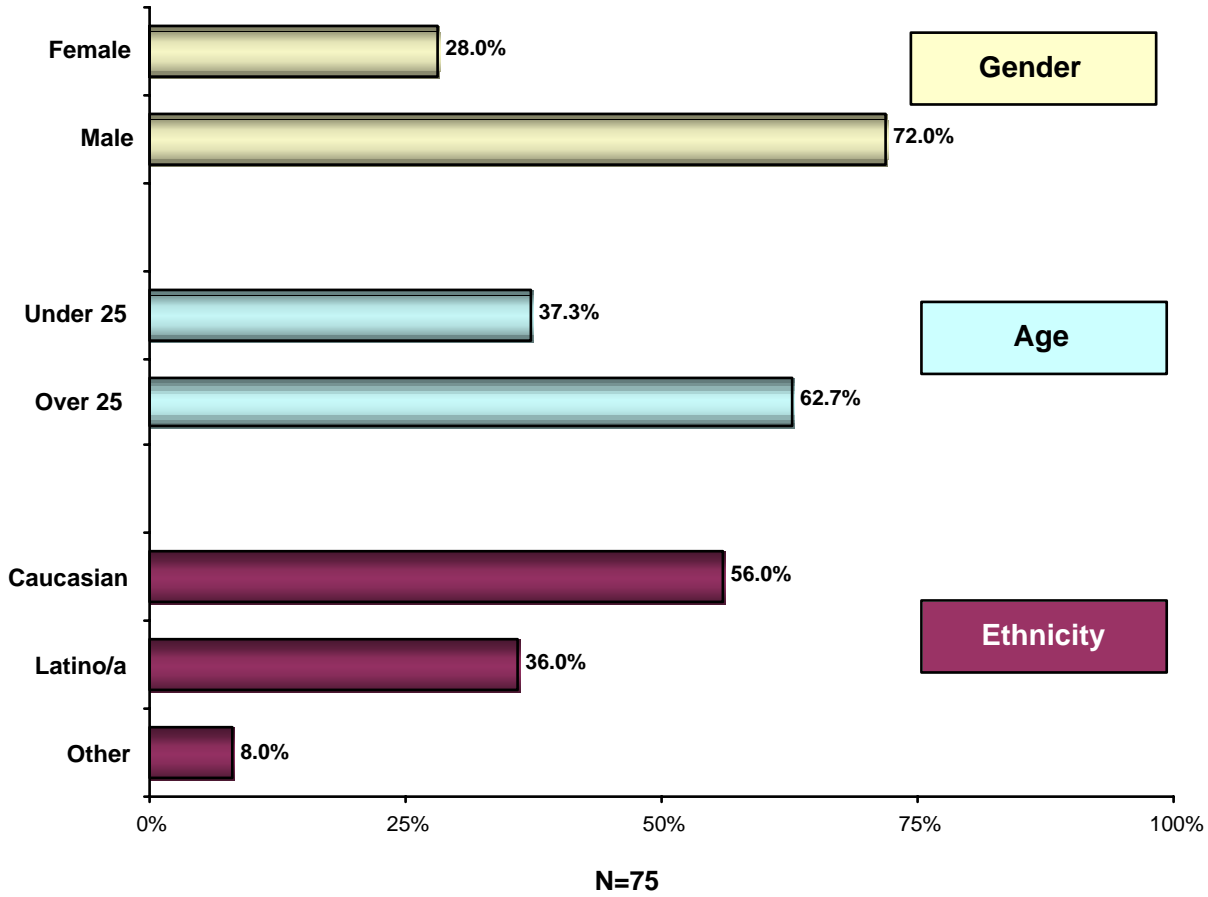
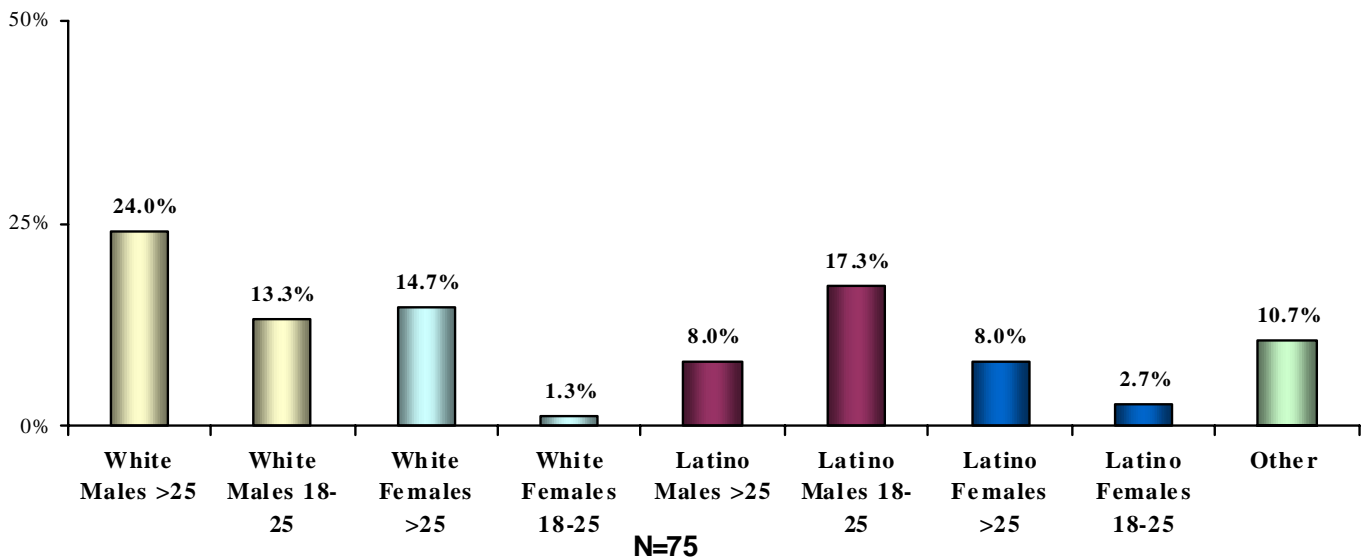


Figure 7: Demographics of Individuals with Methamphetamine-Related Events by Age, Ethnicity and Gender



Source: Santa Cruz County Law Enforcement Methamphetamine Snapshot, February 2007.

Santa Cruz County Probation Department

What It Is and How It's Measured

For the month of February 2007, Probation Department staff was asked to participate in two studies. One study was to track all individuals referred to the Probation Department and their involvement with methamphetamine and the other study was to assess the degree to which individuals currently on probation caseloads were involved with methamphetamine. These studies were conducted separately for juveniles and adults involved in the probation system. All drug test results administered by probation for juveniles and adults for the month of February were collected and are presented. Information was analyzed with the goal of understanding the general impact of methamphetamine on both the juvenile and adult probation divisions. For both studies, methamphetamine **involvement** is defined as the manufacturing, sales, or personal use of methamphetamine. Methamphetamine **history** is defined as the manufacturing, sales, or personal use of methamphetamine other than the most recent crime constituting the probation referral in the referral study or the active probation case in the caseload study.

Study One: New Referral Snapshot – For the month of February 2007 staff tracked by hand all individuals referred to the department and identified whether the referrals: a) were for new charges/ law violations involving methamphetamine, b) if the individuals referred to the probation department had methamphetamine histories, or c) if methamphetamine was not involved. New referrals included all individuals who were assigned to juvenile intake, juvenile caseloads, juvenile and adult investigations (disposition/ pretence report) and referrals, adult pre-trials, and adult caseloads. The data was disaggregated by gender, race, age, zip code, ethnicity, and in the case of adult probationers, the number of children and if the children reside with the probationer. Each probation officer kept track of this data for their own caseload in an Excel spreadsheet and the data was subsequently merged to create an aggregate picture of the adult and juvenile divisions.

Study Two: Caseload Snapshot – For the month of February 2007, probation staff who hold active caseloads were asked to create a list of all individuals on active probation if their caseload was under fifty individuals. If their caseload was over fifty individuals, they were asked to look at a sample of their caseload, no smaller than 50 individuals, such as by taking every other or every third case. The probation officers were asked to identify if the individuals: a) were on probation for a methamphetamine offense, b) had a history of methamphetamine involvement, or c) had no indication of methamphetamine involvement. As with the Referral Snapshot Study, demographic data included gender, race, age, zip code, ethnicity, and in the case of adult probationers, the number of children and if they reside with the probationers.

What the Data Tell Us

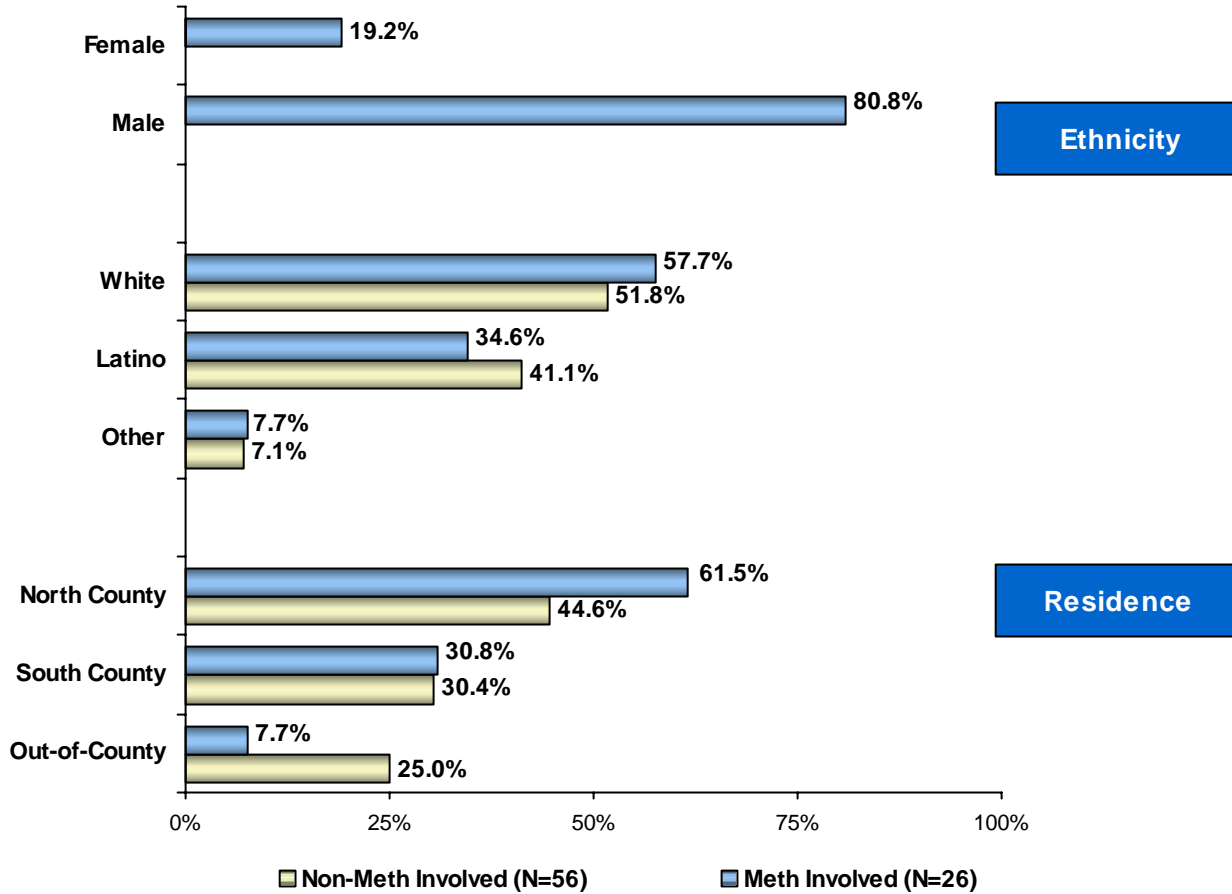
Adult Referrals

There were 82 new referrals to the adult supervision caseloads. This did not include the Proposition 36 and “limited services” caseloads. Of the 82 clients examined, 32% of the new referrals had some type of methamphetamine involvement, meaning their last charge was related to methamphetamine, or they had some documented history of methamphetamine use.

The majority of adult referrals with methamphetamine involvement were male (81%). Figure 8 shows a slight overrepresentation of Caucasians compared with Latinos when looking at clients with methamphetamine involvement compared with non-methamphetamine involved clients. When examining methamphetamine involvement by residence, a predominance of methamphetamine involvement in North County was seen.

Residence in North or South County was determined using zip codes. Zip codes 95076 and 95019 were used to define South County, and all other zip codes defined North County.

Figure 8: Demographics of Adult Referrals with Methamphetamine Involvement



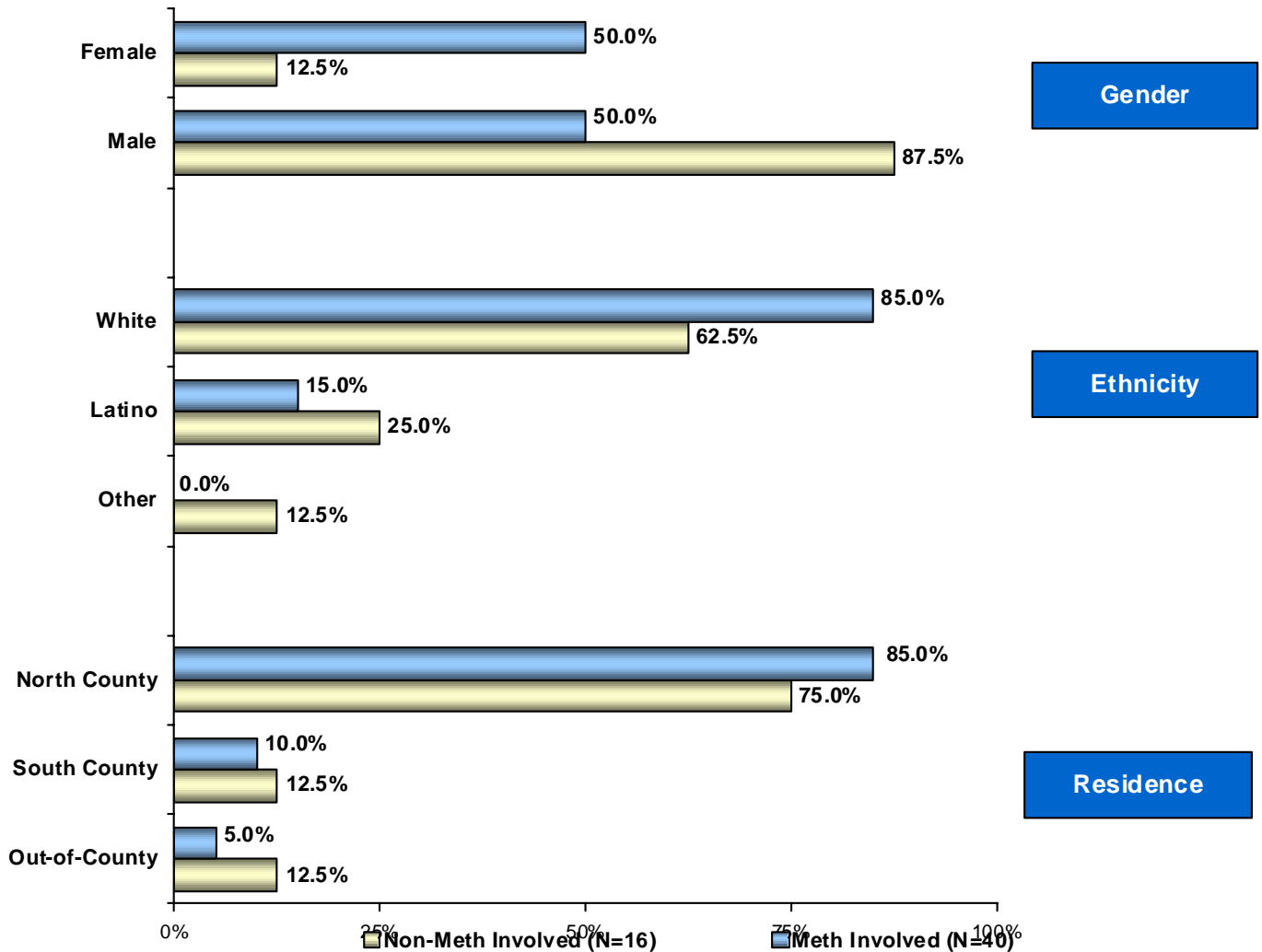
Source: Santa Cruz County Probation Department Methamphetamine Snapshot, February 2007.

Adult Existing Caseload - Proposition 36

Data was not available from the General Supervision and Intensive Adult Existing Caseloads. However, the data from the Proposition 36 Adult Existing Caseloads was available. Proposition 36, which went into effect in 2001, allows first- and second-time nonviolent, simple drug possession offenders the opportunity to receive substance abuse treatment instead of incarceration. There were a total of 273 probationers on active probation supervision under Proposition 36 for the month of February. Of these, 56 cases were analyzed. Of the 56 analyzed cases, 71% had some type of documented involvement with methamphetamine, either for their Proposition 36 offense or in their personal histories.

Women made up 39% of the sample of Proposition 36 clients. This was a higher percentage of women than most for categories of crime, as women represent between 20-25% of all probation adult caseloads. Women represented 50% of the methamphetamine-involved Proposition 36 clients and only 13% of those who had no methamphetamine involvement (all women in Proposition 36 were drug-involved). Caucasians were overrepresented in their involvement with methamphetamine as compared to the non-methamphetamine involved clients. Proposition 36 clients were predominately from North County, including both those involved in methamphetamine and those with no methamphetamine involvement.

Figure 9: Demographics of Adult Proposition 36 Clients with Methamphetamine Involvement

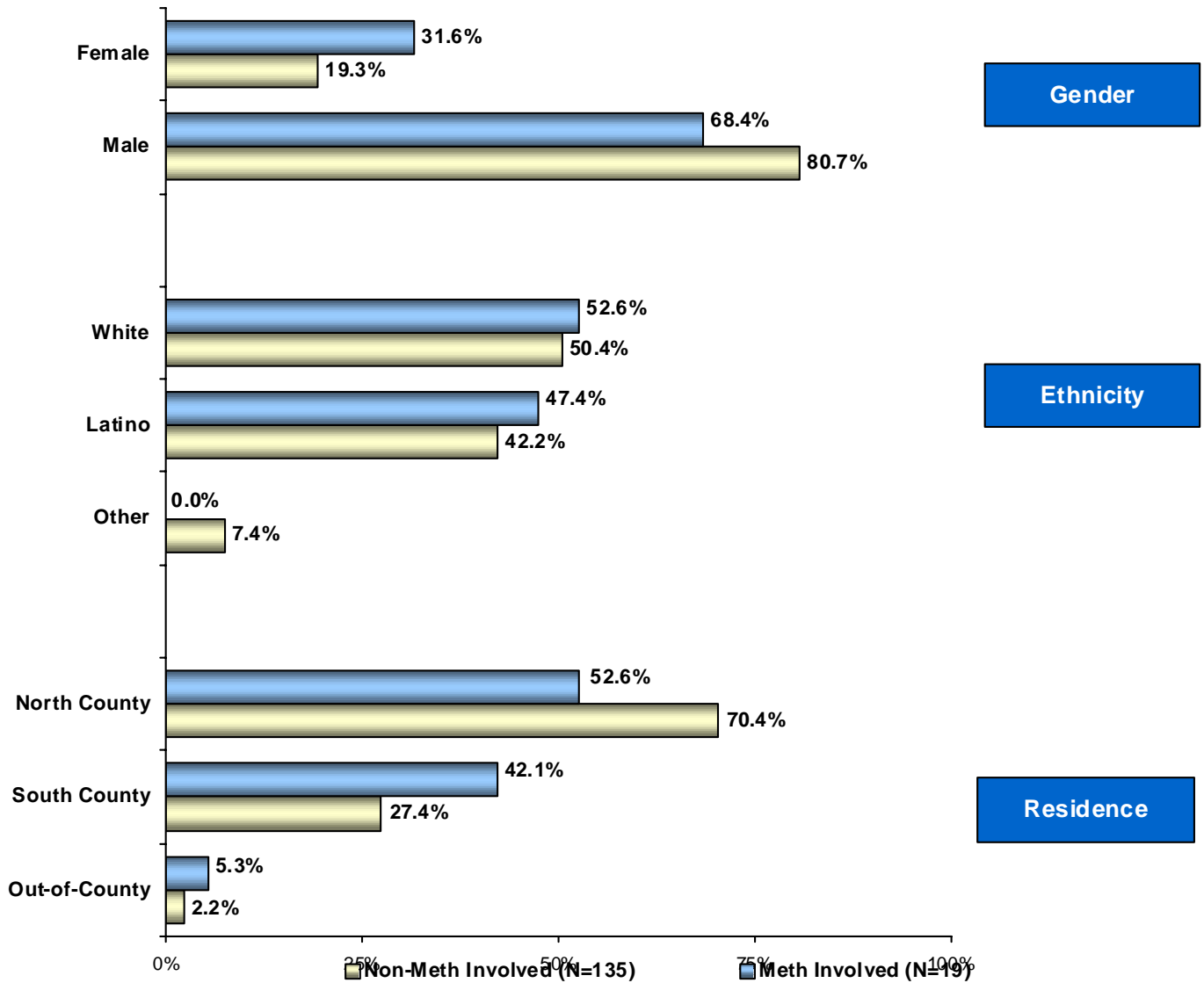


Source: Santa Cruz County Probation Department Methamphetamine Snapshot, February 2007.

Juvenile Referrals

There were a total of 154 new clients referred to juvenile intake and supervision caseloads. Twelve percent (12%) of these youth had some type of methamphetamine involvement. The majority of juvenile referrals, both with and without methamphetamine involvement, were male clients (68% and 81%, respectively). However, a larger percentage of female juveniles referred to probation during the month of February were methamphetamine-involved (32%) than those who were not involved with methamphetamine (19%). The ethnic breakdown of the 19 youth analyzed revealed that there were slightly more Caucasian youth (53%) than Latino youth (47%) who were methamphetamine involved. In contrast to adult referrals, fewer methamphetamine-involved juvenile referrals than non-methamphetamine involved referrals were from North County.

Figure 10: Demographics of Juvenile Referrals with Methamphetamine Involvement



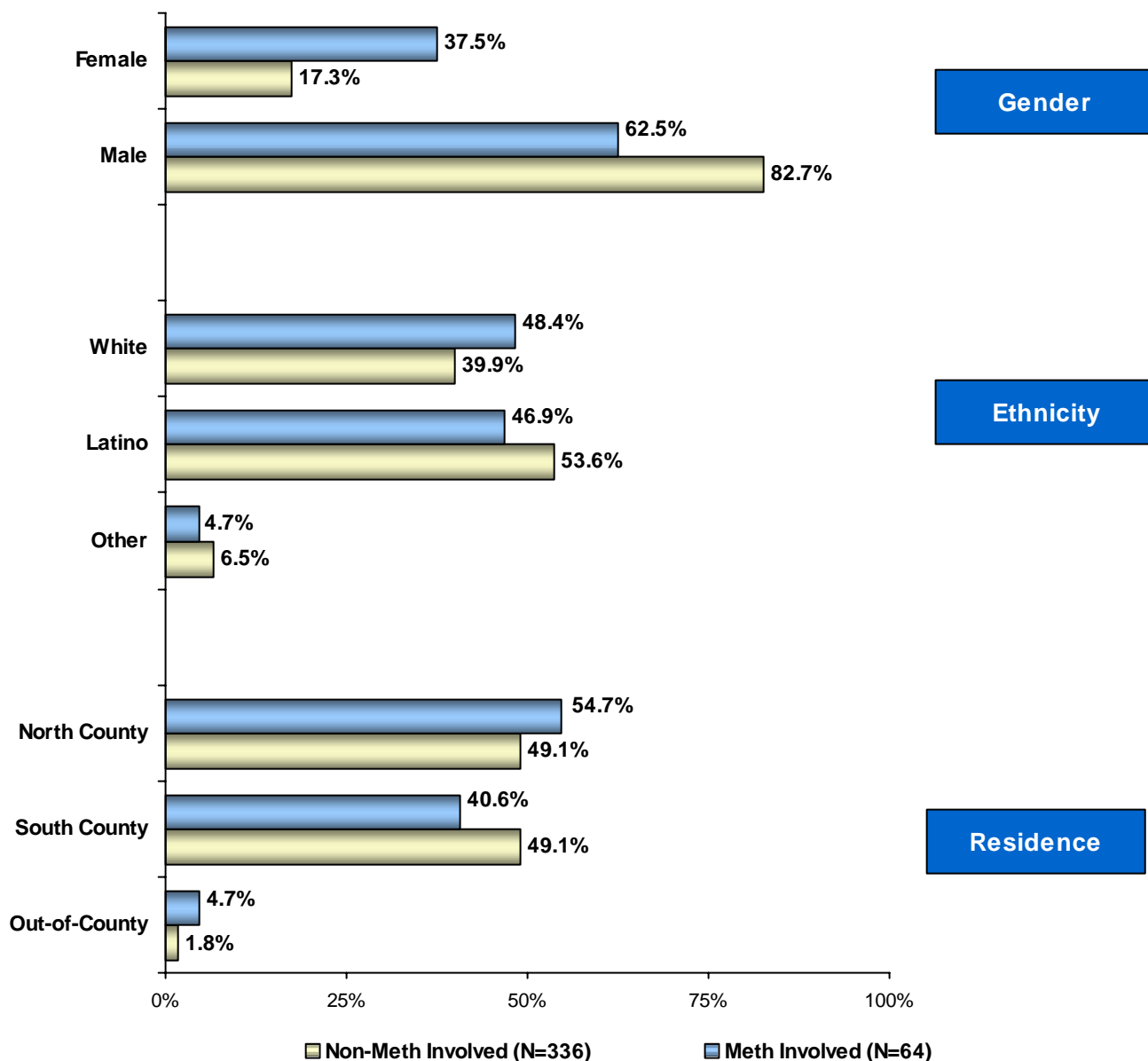
Source: Santa Cruz County Probation Department Methamphetamine Snapshot, February 2007.

Juvenile Existing Caseloads

There were 626 youth on existing juvenile probation caseloads, which include general supervision, and intensive and specialized caseloads. These specialized caseloads include Juvenile Drug Court, Safe Schools, and Placement Prevention units such as Wraparound Services and Family Preservation.

Four-hundred (400) of the 626 youth on existing caseloads were examined. Of the 400 juveniles examined, 16% of youth were involved with methamphetamine. Methamphetamine involved females comprised over a third (38%) of the total cases of methamphetamine-involved juveniles, compared with 17% of the non-methamphetamine involved females. Caucasians appeared to be slightly overrepresented in the sample of methamphetamine-involved individuals compared with non-methamphetamine involved youth. However, about equal numbers of Caucasians and Latinos were methamphetamine involved, indicating a similar need for services. When examining areas of residence, there was an apparent overrepresentation in North County youth with methamphetamine involvement.

Figure 11: Demographics of Juvenile Existing Caseloads with Methamphetamine Involvement



Source: Santa Cruz County Probation Department Methamphetamine Snapshot, February 2007.

Overview

The number of juveniles using methamphetamine appeared to be lower than anticipated from anecdotal accounts. While any juvenile methamphetamine use (as with all drugs and alcohol) is cause for concern and should be appropriately addressed, methamphetamine appears to be more of an adult drug of choice than a juvenile one. While Juvenile offenders referred to probation appeared to be less involved with methamphetamine than adult offenders, there were some interesting parallels that emerged when examining methamphetamine-involved probationers. For example, females, while generally underrepresented in the juvenile and criminal justice systems, were more likely to have methamphetamine as a basis for the referral than males. Also, methamphetamine appeared to be more predominate in North County.

Health Agencies

Dominican Hospital Behavioral Health Unit

What It Is and How It's Measured

Dominican Hospital’s Behavioral Health Unit (DHBHU) collected data from Dominican Hospital and Watsonville Community Hospital (WCH). Data from Dominican Hospital Emergency Department (DMED) and WCH was computer generated laboratory results for positive urine drug screens for methamphetamine during February 2007.

DHBHU, the acute psychiatric unit that serves Santa Cruz County, also collected data from line staff using a manual count. The data represents all 5150s clients who were confirmed, reported or suspected of methamphetamine drug use during February 2007. 5150 is a designated California Welfare and Institutions Code. This code allows professionals such as a police officer or a crisis Mental Health worker to admit a person to a psychiatric facility for involuntary 72-hour treatment and evaluation.

What the Data Tell Us

The Dominican Hospital Emergency Department (DHED) served 3,292 individuals in February 2007. Of these individuals served, 12 tested positive for methamphetamine use in a urine analysis test. During this same time period, there were 6 reported confirmed positive urinalysis drug screens for methamphetamines at Watsonville Community Hospital Emergency Room.

In addition, the Dominican Hospital Behavioral Health Unit (DHBHU) completed 151 evaluations for hospitalizations (5150s) in February 2007. Of these, 14 (9%) tested positive for methamphetamines, and 21 (14%) reported using methamphetamine. Additionally, DHBHU staff suspected certain clients of methamphetamine use. The total number of clients evaluated who were confirmed, reported or suspected of methamphetamine use was 28 (19%) in February 2007. Of these, 18 (64%) were male and 10 (36%) were female. Nineteen (68%) of these evaluated clients were Caucasian, 8 (29%) were Latino/ Hispanic, and one (3%) was African-American.

Figure 12: Positive Amphetamine Urinalysis Toxicological Screens, February 2007

Dominican Hospital	Total Positive Urine Amphetamine Screens	Percent of Total
Emergency Department	12	38.7%
Emergency Department (admit to In-house)	2	6.5%
Mental Health Unit	14	45.2%
Labor and Deliver	1	3.2%
Newborn Intensive Care Unit	1	3.2%
Out-patient Psych Unit (El Dorado)	1	3.2%
Other In-House Unit	0	0.0%
Total	31	100.0%

Source: Methamphetamine Snapshot, Dominican Hospital, February 2007.

Treatment Agencies

Santa Cruz County HSA Alcohol and Drug Program

What It Is and How It's Measured

Alcohol and drug abuse services are provided for Santa Cruz County residents through prevention, intervention and treatment services provided by the Alcohol and Drug Program of the Santa Cruz County Health Services Agency. The goals of the Alcohol and Drug program include treatment and early intervention, and reduction of alcohol and other drug abuse and criminality while increasing employment, educational achievement and health. Data for all clients who receive treatment or case management services from providers funded by Santa Cruz County are entered into the County's Drug and Alcohol System (DAS) by contracted service providers and County staff. Clients are primarily referred by other service agencies. In some cases, clients are self-referred or walk-in. Data is collected and entered into DAS at admission to a treatment or case management program, and for each service (e.g., bed day, outpatient counseling visit) provided. All data are based on the client's self-report. This study examines all clients who received treatment or case management services during February 2007. In order to achieve a sample of unique clients, if a client had more than one program admission or service during the month, the last admission or service received during the month was used. The data presented here may have some overlap with the data presented in the Santa Cruz County Community Counseling Center (SCCCC) Community Recovery Services Methamphetamine Snapshot section.

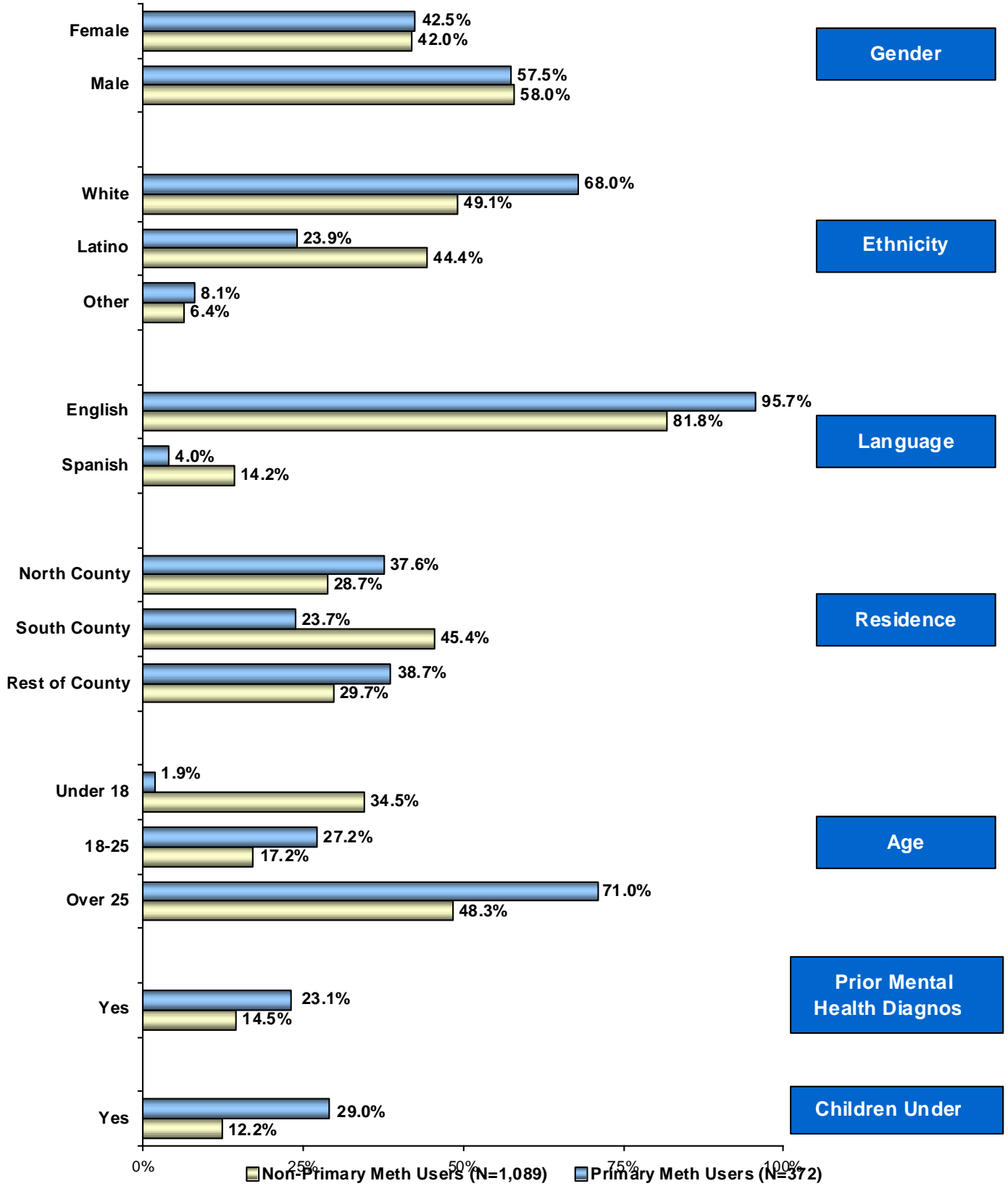
What the Data Tell Us

Of the 1,461 unique persons receiving services from the HSA Alcohol and Drug Program during the month of February 2007, 372 (25%) listed methamphetamine as their primary drug of choice. Overall among these 372 clients, there were more males (58%) than females (43%), more people who self-identified as white (68%) than those who identified as any other ethnicity, more English-speakers (96%) than Spanish-speakers (4%), and more North County residents (38%) than residents in South County (24%). These data were generally consistent with the overall population of HSA Alcohol and Drug Program clients who did not use methamphetamine as their primary drug of choice. However, there were some differences. There were more primary methamphetamine users (68%) who identified as white than non-primary methamphetamine users (49%), and fewer clients who identified as Latino (24% of meth users compared with 44% of non-meth users). Additionally, there were more primary methamphetamine users who reported living in North County (38%) than non-primary methamphetamine users (29%), and fewer primary methamphetamine HSA clients living in South County (24% of methamphetamine users compared with 45% of non-methamphetamine users).

Those clients using methamphetamine as a primary drug of choice were generally older than non-primary methamphetamine users, with 2% of primary methamphetamine users under the age of 18, compared with 35% of non-primary methamphetamine users. Twenty-nine percent (29%) of HSA Alcohol and Drug Program clients identified as using methamphetamine as their primary drug of choice had children under the age of 5, and 23% of these 372 clients had a prior mental health diagnosis. HSA Alcohol and Drug Program clients who reported using methamphetamine as their primary drug of choice appeared to be more likely to have children under the age of five, than those clients who did not use methamphetamine as their primary drug of choice.

These data provide an overall picture of the clients receiving HSA Alcohol and Drug Program services who used methamphetamine as their primary drug of choice. These clients were more likely to be male than female, white than non-white, English-speakers than Spanish-speakers, living in North County rather than South County, and older rather than younger. These clients were also more likely than non-primary methamphetamine users to have children under the age of five.

Figure 1: Demographics of HSA Alcohol and Drug Program Participants



Source: Methamphetamine Snapshot, Santa Cruz County HSA Alcohol and Drug Program, February 2007.

Note: Data presented above may overlap with SCCCC Community Recovery Services Data

Santa Cruz County Community Counseling Center: Community Recovery Services

What It Is and How It's Measured

Community Recovery Services (CRS) is a component of Santa Cruz County Community Counseling Services (SCCCC). SCCCC/CRS is the largest non-profit provider of substance abuse treatment services in the county. CRS examined the impact of methamphetamine in all of its programs for the month of February 2007 by identifying four key indicators. These indicators included 1) clients in treatment with methamphetamine as the primary substance of addiction/ abuse; 2) intakes with methamphetamine as the primary substance of addiction/ abuse; 3) positive urinalyses for methamphetamines; and 4) admitted instances of methamphetamine use during the month. Data was recorded from both the residential and outpatient programs for the month of February 2007. A large proportion of the clients in both treatment modalities were court-referred or court-involved. In order to capture all of this information the databases used for both the residential and outpatient programs were expanded.

In addition to analyzing clients enrolled in substance abuse treatment programs in February, an anonymous survey was conducted with the clients enrolled in the Drinking Driver education programs and Domestic Violence Batterers program in North and South County locations. This survey consisted of three questions: 1) Have you ever used methamphetamine (lifetime methamphetamine use)? 2) If yes, have you used methamphetamine five or more times?; and 3) Have you used methamphetamine in the last 30 days? Steps were taken to ensure confidentiality.

What the Data Tell Us

CRS has 70 licensed residential beds in its three programs, which include Santa Cruz Residential Recovery in Santa Cruz, and Hermanas and Si Se Puede in Watsonville. The CRS residential population consists of clients who need treatment for the most acute and chronic addictions. The residential program snapshot results reflected that 46% of the 85 clients treated in February used methamphetamine as their primary drug of choice. Forty-four percent (44%) of the 39 primary methamphetamine users in residential treatment were female. When broken down by age, 46% of primary methamphetamine users were between the ages of 18-25 years old. There were more non-primary methamphetamine users (52%) than primary methamphetamine users (28%) were from North County. Primary and non-primary methamphetamine users were very similarly represented within South County and in the San Lorenzo Valley. The data were also broken down by ethnicity. Fifty-nine percent (59%) of primary methamphetamine users self-identified as Caucasian. Fewer primary methamphetamine users (39%) than non-primary methamphetamine users (52%) identified as Latino. A higher percentage of primary methamphetamine users (95%) than non-primary methamphetamine users (83%) were English-speaking. Data gathered from the 27 intakes completed during the study month reflected that 44% were primary methamphetamine users.

CRS operates two outpatient treatment clinics: ALTO in Santa Cruz and Fenix Services in Watsonville. Outpatient clients generally can function within the community while receiving substance abuse treatment, which can include individual and group counseling on a weekly basis. Their addictions tend to be less acute and less chronic than the residential treatment population. The outpatient methamphetamine "snapshot" revealed that 42% of the 233 active outpatient clients used methamphetamine as their primary drug of choice. Of the 97 primary methamphetamine users, 55% were women and 45% were men. In contrast, 40% of the 136 non-primary methamphetamine users were female and 60% were male. Thirty percent (30%) of the primary methamphetamine users were under 25 years old and the remaining 70% were over 25 years old. These percentages remained relatively consistent amongst the non-primary methamphetamine users, with 29% under

Telling the Story: Methamphetamine Use in Santa Cruz County

the age of 25 and 71% over the age of 25. Of the 97 active clients who were identified as primary methamphetamine users, 61% identified as North County residents, 25% identified as South County residents, and 11% identified as San Lorenzo Valley residents. Of the primary methamphetamine users, 71% self-identified as Caucasian compared with 17% who identified as Latino. Almost all outpatients (97%) were English speakers. There were 48 new client intakes during the month. Thirty-eight percent (38%) were primary methamphetamine users.

In addition, gender data were broken out separately to look at the percentages of females in the overall residential and outpatient populations who were primary methamphetamine users. As seen in Figure 17, of the females in residential treatment, methamphetamine was more likely to be reported as their drug of choice. A similar trend was not seen among females in the outpatient population. Of all the women in residential treatment, 65% identified methamphetamine as their primary substance of use. Of the population of female outpatient clients, 51% reported methamphetamine as their primary drug of choice. Of the 10 female residential intakes for the month, 8 were primary methamphetamine users (80%). Forty-one percent (41%) of the female outpatient intakes were primary methamphetamine users.

Anonymous surveys of clients in Drinking Driver education program revealed that 37% of participants used methamphetamine at least once in their lifetime, and 28% reported using methamphetamine five or more times. When broken down by language, 45% of the English-speakers in the program used methamphetamine at least once in their lifetime, with 34% reporting use five or more times. In contrast, primary Spanish-speakers reported 4% having ever used methamphetamine and 4% reporting use five or more times. Data gathered from the clients enrolled in the Domestic Violence Batterers program revealed that 29% had ever used methamphetamine at least one time in their lifetimes, and 24% had used it five or more times. Again, breaking these data down by primary language, 50% of the English-speakers compared with 11% of the Spanish-speakers have used methamphetamine at least once in their lifetime, with 46% of the English-speakers and 6% of the Spanish-speakers reporting use five or more times. Only eight of the 405 surveyed clients (2%) admitted to use in the last 30 days.

Trends are seemingly emerging among CRS clients who report using methamphetamine. A large portion of CRS residential services is delivered to methamphetamine users who are increasingly female and under 25 years old. The outpatient numbers reflect that methamphetamine users comprise the largest segment of the CRS treatment population. The number of female methamphetamine users is a notable and ever-increasing segment. In addition, an anonymous survey conducted by CRS suggests that a large portion of the population of English-speakers in the “education” groups has experimented with methamphetamine. This population could benefit from further assessment and treatment.

Figure 14: Primary Drug of Choice for Clients in CRS

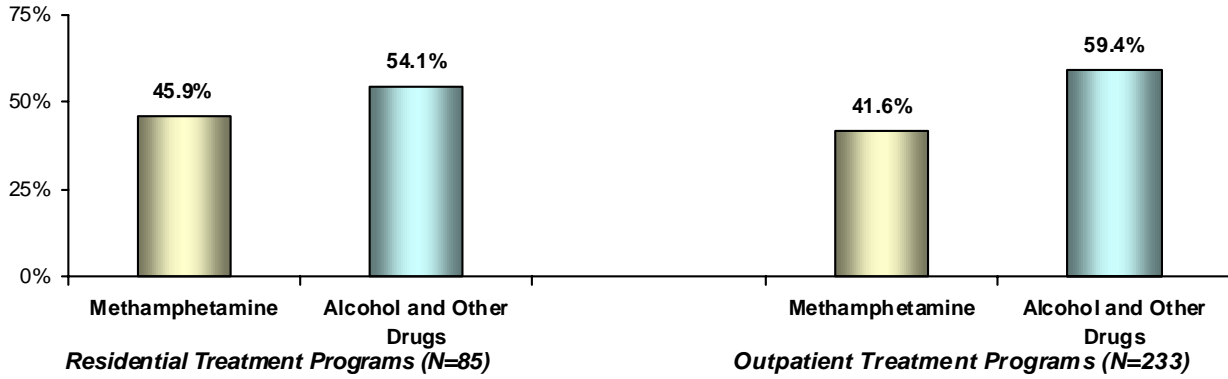
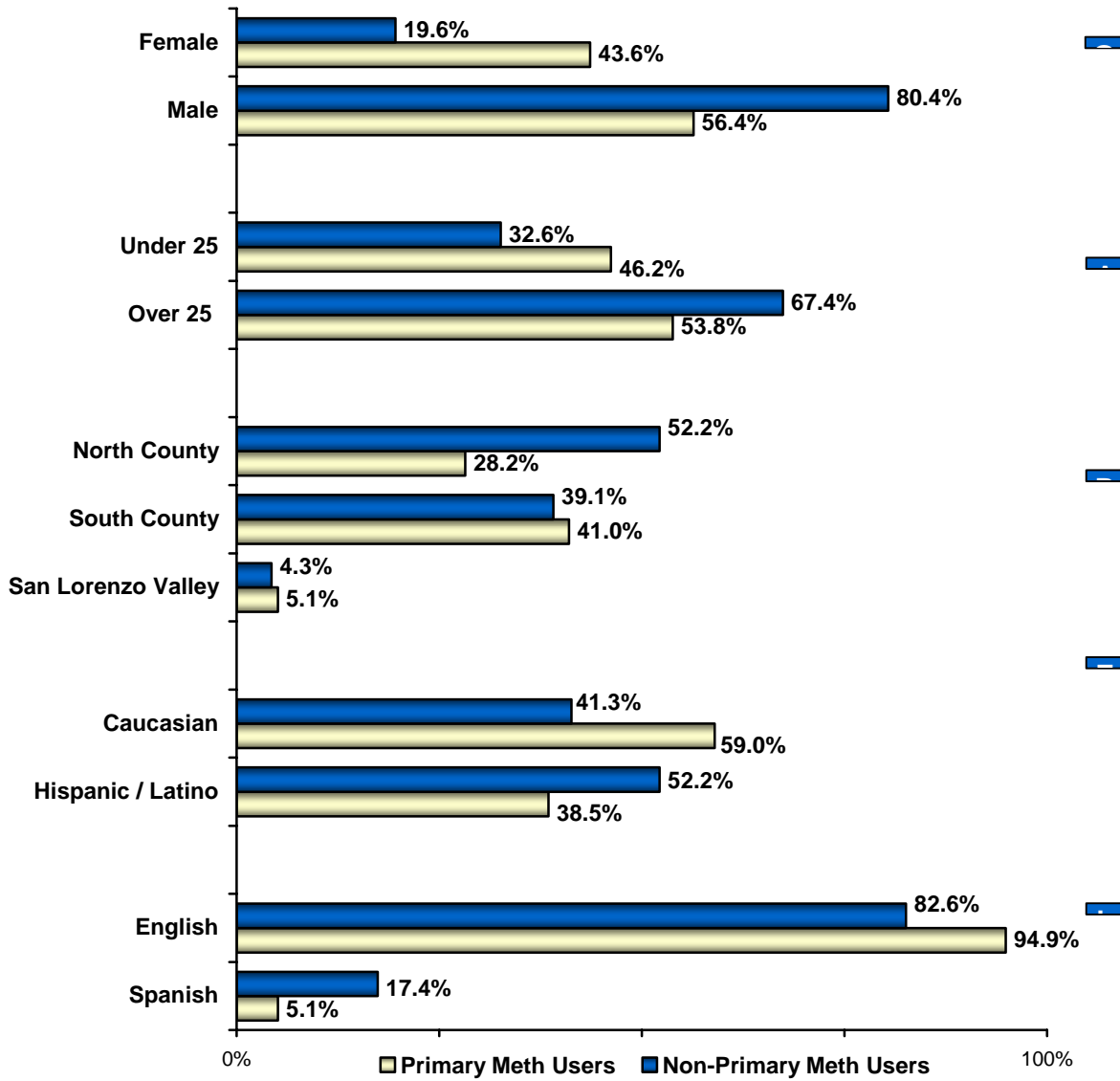


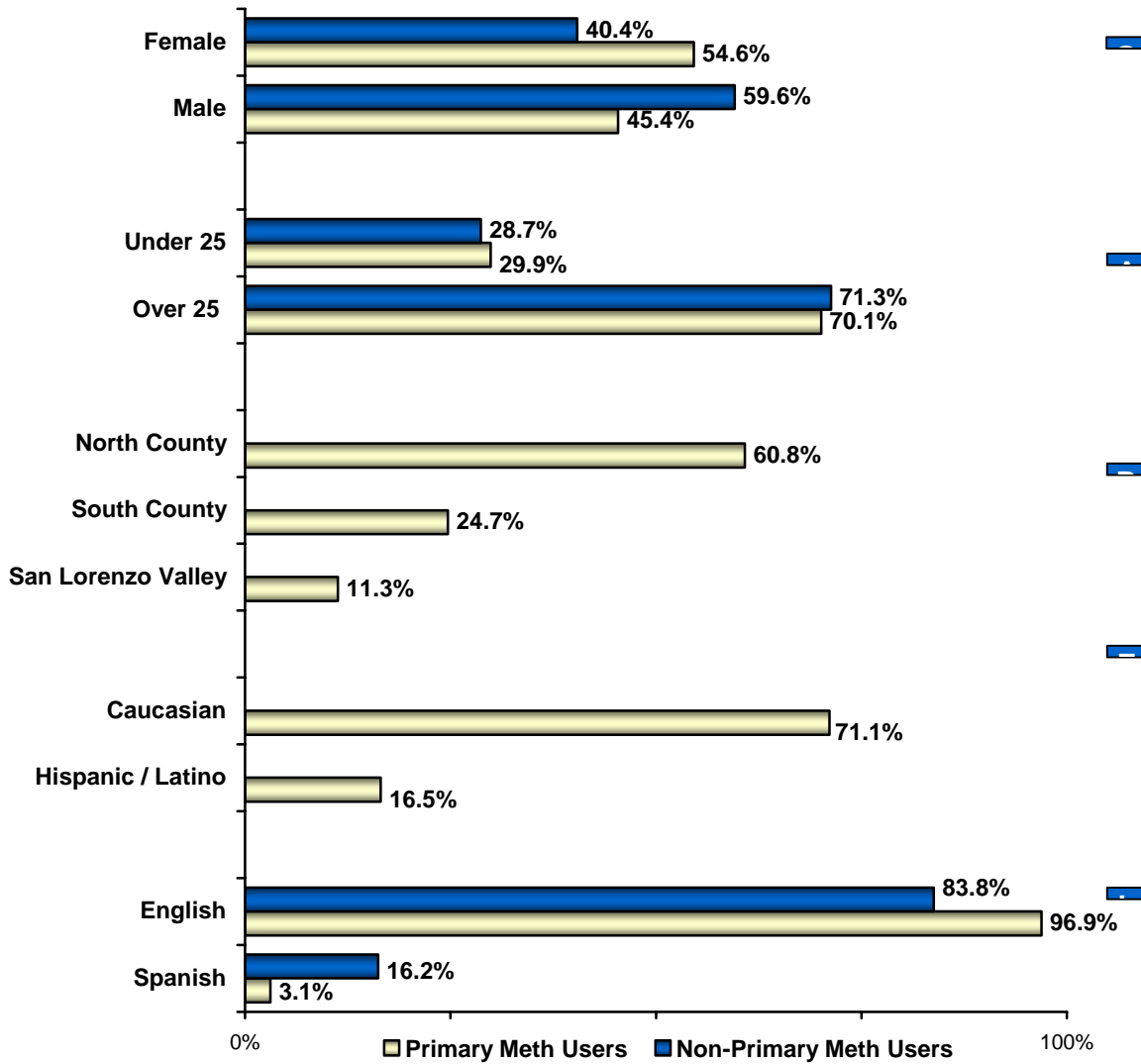
Figure 15: Residential Patient Demographics



Note: Out of County and homeless clients are not show.

Note: North County included Capitola, Santa Cruz and Soquel; South County included Corralitos, Freedom, and Watsonville; and San Lorenzo Valley included Ben Lomond, Felton, and Mount Hermon.

Figure 16: Outpatient Demographics



Note: Out of County and homeless clients are not show.

Note: North County included Bonny Doon, Capitola, Santa Cruz and Soquel; South County included Aptos, Freedom, and Watsonville; and San Lorenzo Valley included Ben Lomond, Boulder Creek, Brookdale, and Felton.

Figure 17: Gender Breakdowns by Program

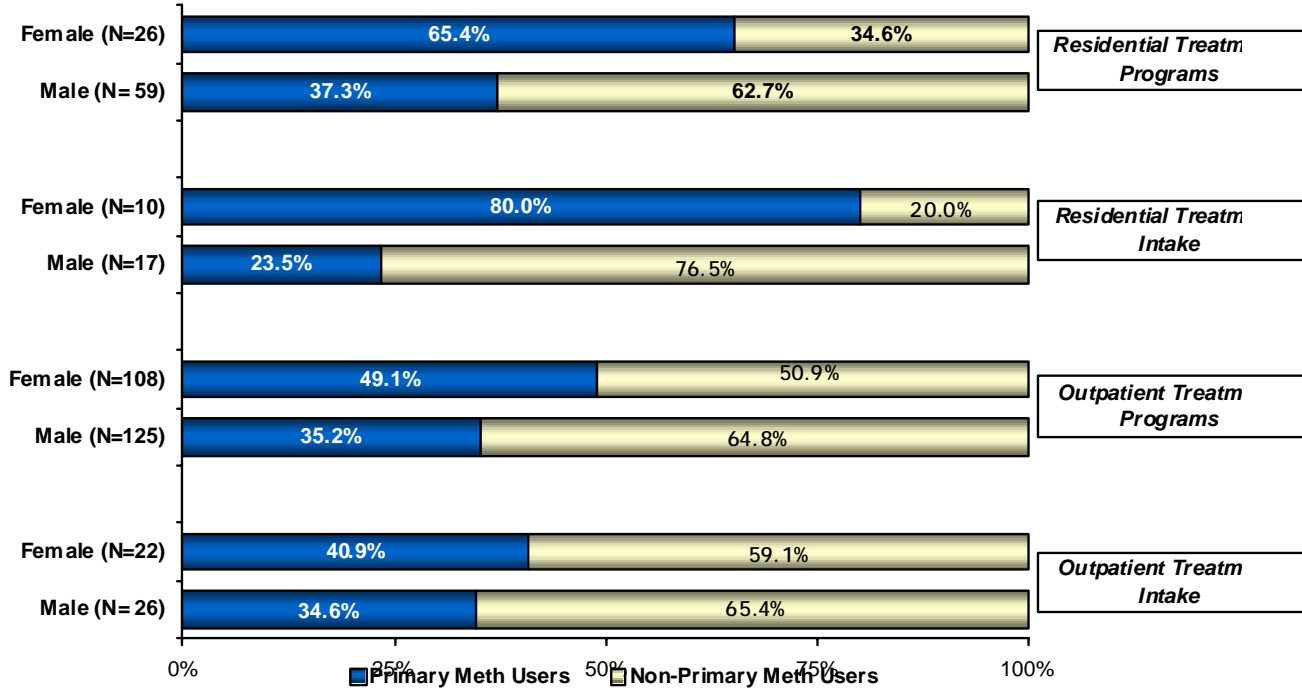
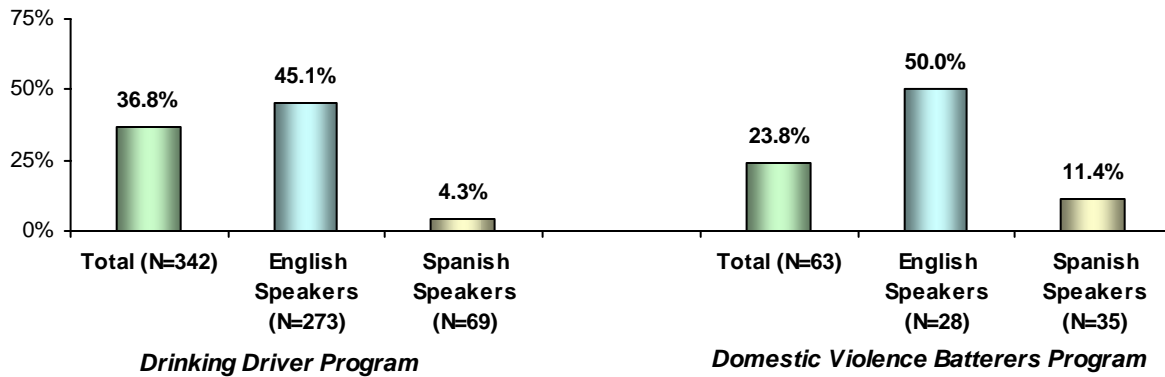


Figure 18: Lifetime Methamphetamine Use Among Participants in Non-Drug Related Programs



Source: Community Recover Services, SCCCC Inc. Methamphetamine Snapshot, February 2007.

Santa Cruz County Community Counseling Center: Youth Services

What It Is and How It's Measured

Youth Services in Santa Cruz County has a number of youth substance abuse treatment facilities. Escuela Quetzal provides outpatient substance abuse treatment in South County. The Tyler House provides countywide residential treatment and Los Puentes provides countywide post-residential treatment outpatient aftercare. Finally, YES provides outpatient treatment in North County.

During the month of February 2007, Youth Services programs provided substance abuse treatment to a total of 75 clients. Out of this total, 71 (95%) of these clients received outpatient services, and 4 (5%) received residential treatment services.

Out of the 75 clients receiving treatment in the above Youth Services programs, 33 (44%) youth were being treated for methamphetamine use as a primary drug of choice and 6 (8%) youth used methamphetamine as a secondary drug of choice. These data show that over half (52%) of youth in the Youth Services treatment programs use methamphetamine as a primary or secondary drug of choice.

Research on drug treatment outcome studies among adolescents is limited, with very few published studies specific to methamphetamines and youth. Santa Cruz County Youth Services has gathered data on the youth going through their treatment programs. Throughout the treatment process, setbacks may occur. Incidents of client treatment setbacks provide information about the severity of dependence and the addictiveness of the drug of choice. Setbacks may include relapse, suspension or expulsion from school, violation of probation, and more. There were four significant family setbacks in February 2007, which included two family relapses, one CPS report for methamphetamine use, and one family arrest. All of these incidents involved family members of youth in treatment for methamphetamine use.

What the Data Tell Us

The 75 clients involved in the Youth Services treatment programs experienced 74 treatment setbacks. Of these 74 client treatment setbacks, 58 (78%) involved youth for whom methamphetamine was the primary drug of choice. When the setbacks of the youth for whom methamphetamine was the secondary drug of choice were included, this number increased to 64 (86%) of the total number of client treatment setbacks.

February's statistics for Youth Services show methamphetamine use accounted for 100% of probation violations, 83% of school suspensions, 75% of unsuccessful program exits, 100% of citations, 67% of Juvenile Hall placements, 100% of failed drug tests, 100% of AWOLs, 94% of relapses, 80% of out-of-home placements, and 100% of family setbacks.

Of the 39 youth for whom methamphetamine was the primary or secondary drug of choice, 18 (46%) had two or more significant client treatment setbacks. Comparatively, of the remaining 36 non-methamphetamine involved clients, only two (6%) had two or more significant client treatment setbacks. This indicates that methamphetamine users in Youth Services treatment programs are more likely to have two or more setbacks than non-methamphetamine users

Figure 19: Client Demographics, February 2007

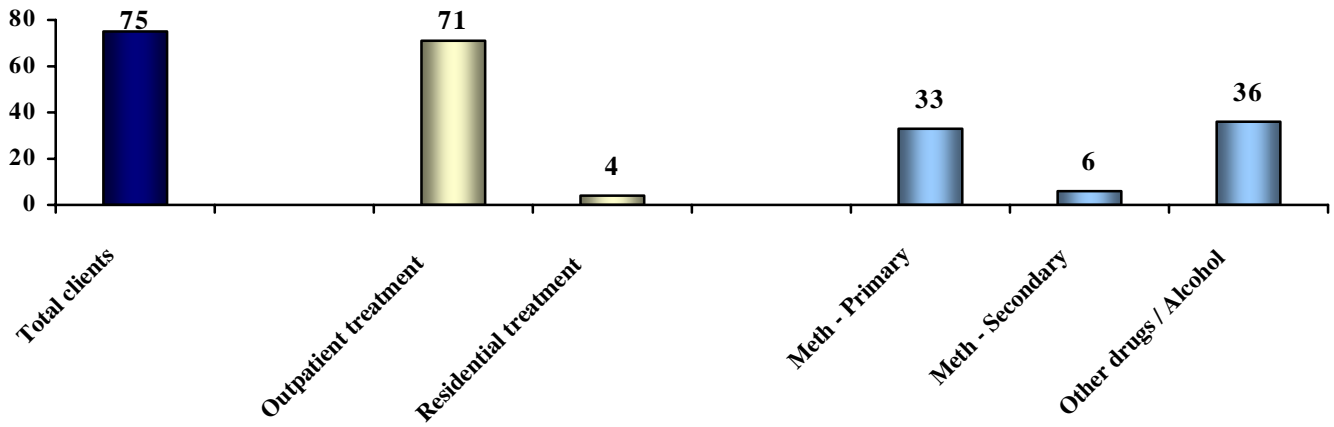


Figure 20: Client Treatment Setback Incidents, February 2007

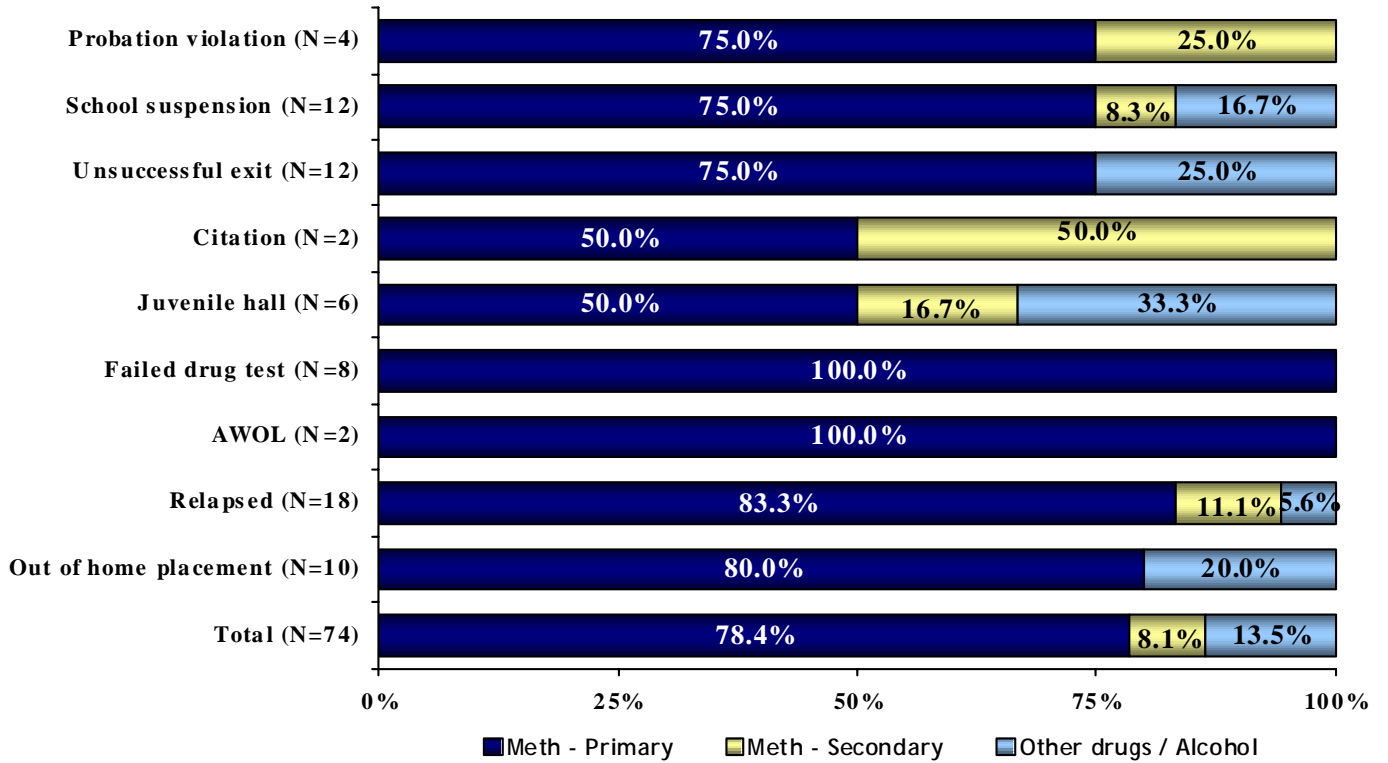
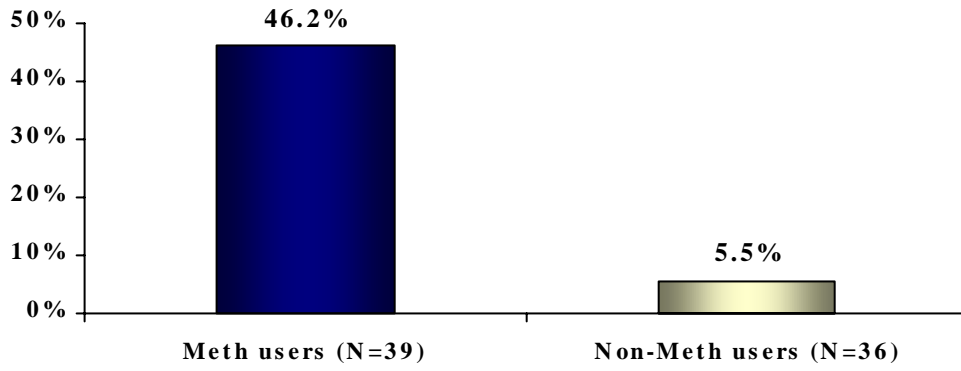


Figure 21: Two or More Client Treatment Setback Incidents, February 2007



Source: Youth Services Methamphetamine Task Force Survey, February 2007.

Human Resource Agency: Family and Children's Services

What It Is and How It's Measured

The data presented in this section reflect suspected or confirmed past or present drug use among parents of children in the Child Welfare System (CWS) for the month of February 2007. These data include referrals and open cases. A referral is opened for investigation if the referral meets the penal code definition of abuse or neglect. The penal code in California defines child abuse as: "a physical injury inflicted by other than accidental means on a child by another person." It also includes emotional abuse, sexual abuse, neglect, or abuse in out-of-home care. Child abuse does not include a "mutual affray between minors," "reasonable and necessary force used by a peace officer" under special circumstances, or spanking that is reasonable and age-appropriate and does not expose the child to risk of serious injury. (P.C. 11165.6, Welfare and Institutions Code (W&IC) Section 300.)

The data for referrals for this snapshot is from all referrals that were opened for investigation (on any date) and "dispositioned" (concluded) in the month of February 2007. At the conclusion of each investigation the referral is marked with a "Special Project Code" to identify drug abuse concerns.

If a referral is substantiated and/or risk is determined to be high, a case is usually opened for services. Services include emergency response (case plan development phase), family maintenance (child remains home with CWS supervision and support), or family reunification (child is in foster care while the parent receives reunification services). Permanency Planning services cases, in which no services are offered to the parents and the child, is to be placed in a permanent home, have been excluded from these data. Therefore, the data presented below are from all open cases in the month of February 2007 that were receiving emergency response, family maintenance or family reunification services.

Family and Children's Services (FCS) has created two drug abuse "Special Projects Codes" for identifying referrals or cases in which drug abuse has been alleged. FCS Supervisors enter the appropriate Special Project Code as a referral investigation is concluded and as a case is opened. They are *Drug Abuse (Meth)* and *Drug Abuse (no Meth)*.

The code, *Drug Abuse (Meth)* is defined for referral purposes as any referral alleging past or present methamphetamine use (other drugs or alcohol may or may not be involved) by the parent(s)/ guardian(s), any indication identified by the investigating social worker that there is or has been methamphetamine use, or indications of past or present methamphetamine use from any other source. The code, *Drug Abuse (no Meth)*, is used for cases in which there is drug or alcohol abuse by a parent or guardian, yet methamphetamine use has not been alleged or suspected.

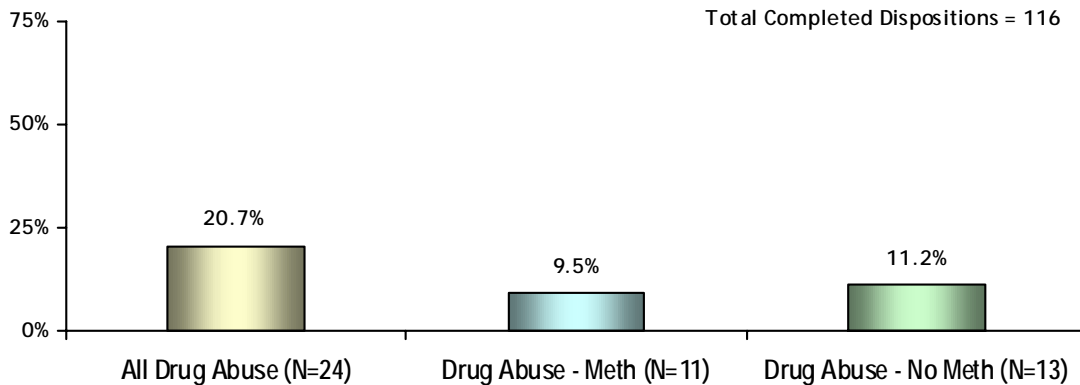
What the Data Tell Us

During the month of February 2007, 116 referrals were concluded. There was a relatively low percentage of methamphetamine-related referrals (10%) (Please refer to Figure 1). Twenty-one percent (21%) of investigated referrals were identified with a suspected or confirmed drug-related (any type) issue.

In contrast, there appeared to be high representation of methamphetamine use in open substantiated cases (please refer to Figure 2). Of particular interest was the number of children who had an open case and whose parents were, or were suspected to be, using methamphetamine. Of the 362 children with open Child Welfare Services cases in February 2007, 49% were cases in which methamphetamine use was alleged. Among the open cases in which methamphetamine abuse was confirmed or suspected, 61% of the children were between the ages of 0-5 years. In comparison, 47% of the overall population of children with open cases was between the ages of 0-5 years. Sixty-four percent (64%) of children with open cases, in which methamphetamine use was alleged, were white; compared with 42% the overall population of children with open cases.

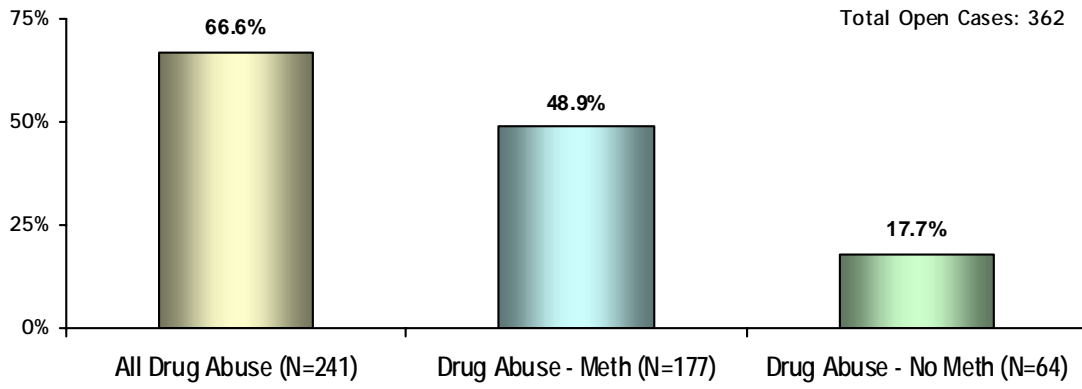
Even though half of all children with open cases had methamphetamine abuse that was confirmed or suspected and almost 70% were associated with a case in which any drug abuse was identified as a concern, only 10% (meth-related) and 21% (any drug) of investigated and concluded referrals were identified with a suspected or confirmed drug issue. This suggests that cases that involve drug abuse, in particular methamphetamine abuse, are higher in risk and more likely to become an open case requiring additional services. Therefore cases with suspected or confirmed methamphetamine abuse result in a higher level of CWS intervention and expenditure of resources.

Figure 22: Percentage of Investigated Referrals with Concluded Investigations with Alleged Drug Abuse



Source: HRA Family and Children's Services Snapshot, February 2007.

Figure 23: Percentage of Children with Open CWS Cases with Alleged Drug Abuse



Source: HRA Family and Children's Services Snapshot, February 2007.

Data Highlights

Criminal Justice Agencies

Santa Cruz County District Attorney

- Of the 44 cases involving methamphetamine filed by the Santa Cruz District Attorney's office in February, 84% were charged with possession of methamphetamine for personal use.
- Thirty-four percent (34%) of the 44 cases filed involved female defendants and 66% involved male defendants.

Alternative Public Defender, Wallraff & Gilman

- In February 2007, there were 17 juvenile clients with non-drug cases. In the opinion of the attorneys, methamphetamine use was a substantial factor in four of those cases.
- Of the four juvenile methamphetamine-related cases, two were male and two were female.
- In the adult court, 45 clients had non-drug charges. Methamphetamine was a substantial contributing factor in 56% of these cases.
- Of the 25 adult methamphetamine-related cases, 44% were females and 56% were males.
- Some of these cases included, robbery, assault, child endangerment, homicide, grand theft, and crimes against another person.

Jail Crisis Intervention Team (CIT) Services

- During the month of February, 29% of the 136 inmates who received CIT services in Santa Cruz County Jail had confirmed methamphetamine use.
- Of the 40 inmates confirmed of methamphetamine use, more than half (60%) were Caucasian and 90% were monolingual English-speakers.

Santa Cruz County Law Enforcement

- There were 75 individuals with methamphetamine-related events involved with Santa Cruz County Law Enforcement during the month of February.
- The majority of these individuals (72%) were males, over the age of 25 (63%), and Caucasian (56%).

Santa Cruz County Probation Department

Adult Referrals

- Of the 82 new adult referrals (excluding Proposition 36 caseloads), 32% had some type of methamphetamine involvement.
- Eighty-one percent (81%) of the methamphetamine-involved referrals were males, 58% were Caucasian, and 62% resided in North County.

Adult Existing Caseloads - Proposition 36

- Of the 56 Proposition 36 probationers analyzed, 71% had some type of documented involvement with methamphetamine.
- Women represented 50% of the methamphetamine-involved Proposition 36 clients, and only 13% of those who had no methamphetamine involvement.
- The strong majority of methamphetamine-involved Proposition 36 probationers were Caucasian (85%) and from North County (85%).

Juvenile Referrals

- Of 154 new clients referred to juvenile intake and supervision caseloads, 13% had some type of methamphetamine involvement.
- A larger percentage of female juveniles referred to probation during the month of February were methamphetamine-involved (32%) than those who were not involved with methamphetamine (19%).
- Fifty-three percent (53%) of the 19 methamphetamine-involved youth analyzed were Caucasian youth, compared with 47% of Latino youth.

Juvenile Existing Caseloads

- Of the 400 juveniles on existing caseloads who were examined, 16% were involved with methamphetamine.
- Methamphetamine involved females comprised over a third (38%) of the total cases of methamphetamine-involved juveniles, compared with 17% of the non-methamphetamine involved females.
- Though there was an overrepresentation of Caucasians in the population of methamphetamine-involved juveniles, about equal numbers of Caucasians and Latinos were methamphetamine involved.
- The majority of juveniles with methamphetamine involvement were from North County.

Health Agencies

Santa Cruz County Hospitals

Dominican Hospital

- The Dominican Hospital Emergency Department (DHED) served 3,292 individuals in February 2007. Of those, 12 tested positive for methamphetamine use in a urinalysis test.
- Nineteen percent (19%) of 151 clients evaluated for hospitalization (5150) by DHBHU were confirmed, reported, or suspected of methamphetamine use.
- Of these clients, 64% were male, and 68% were Caucasian.

Watsonville Community Hospital

- During this same time period of February 2007, there were 6 reported confirmed positive urinalysis drug screens for methamphetamine at the Watsonville Community Hospital Emergency Room.

Treatment Agencies

Santa Cruz County Health Services Agency Alcohol and Drug Program

- Of the 1,461 unique persons receiving services from the HSA Alcohol and Drug Program during the month of February 2007, 25% listed methamphetamine as their primary drug of choice.
- Sixty-eight percent (68%) of these clients were male.
- More primary methamphetamine users (68%) identified as white than non-primary methamphetamine users (49%), and more primary methamphetamine users reported living in North County (38%) than non-primary methamphetamine users (29%).
- Two percent (2%) of primary methamphetamine users were under the age of 18, compared with 35% of non-primary methamphetamine users.
- Twenty-nine percent (29%) of HSA Alcohol and Drug Program clients identified as using methamphetamine as their primary drug of choice had children under the age of 5,

Community Recovery Services/ Santa Cruz County Community Counseling Center

- Forty-six percent (46%) of the 85 residential clients treated in February used methamphetamine as their primary drug of choice.
- Forty-four percent (44%) of the 39 primary methamphetamine users in residential treatment were female, 46% were between the ages of 18-25 years old, 52% were from North County, 59% were Caucasian, and 95% of were English-speaking.
- Forty-two percent (42%) of the 233 active outpatient clients used methamphetamine as their primary drug of choice.
- Of the 97 primary methamphetamine users in outpatient treatment, 55% were women, 70% were over 25 years old, 61% identified as North County residents, 71% self-identified as Caucasian, and almost all outpatients (97%) were English-speakers.

Santa Cruz County Youth Services/ Santa Cruz County Community Counseling Center

- Over half (52%) of youth in the Youth Services treatment program use methamphetamine as a primary or secondary drug of choice.
- The 75 clients involved in the Youth Services treatment programs experienced 74 treatment setbacks. Of these 74 client treatment setbacks, 86% involved youth for whom methamphetamine was the primary or secondary drug of choice.

Santa Cruz County Human Resource Agency Family and Children's Services

- Ten percent (10%) of the 116 investigated referrals were identified with a suspected or confirmed methamphetamine issue.
- Of the 362 children with open Child Welfare Services cases in February, 49% were cases in which methamphetamine use was alleged or confirmed.
- Of those open cases with suspected or confirmed methamphetamine use, 61% had children between the ages of 0-5 years.
- Cases with suspected or confirmed methamphetamine abuse appeared to result in a higher level of CWS intervention and expenditure of resources.