


A Glance at Santa Cruz County's HIV/AIDS Epidemic



December 2010

NEW HIV DIAGNOSES

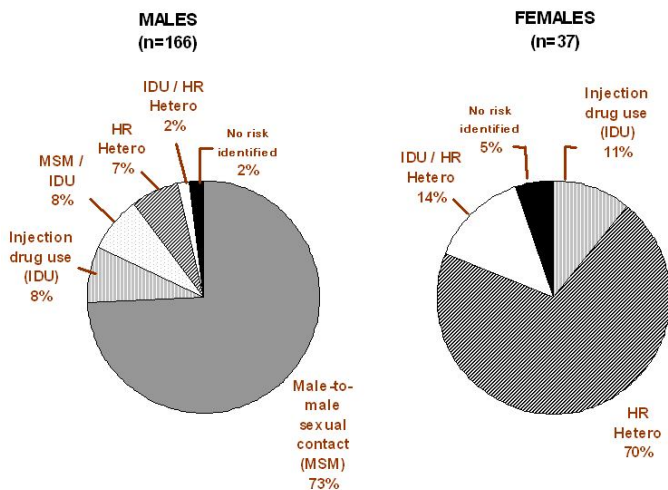
Between 2005 and 2009, **86** residents of Santa Cruz County were newly diagnosed with Human Immunodeficiency Virus (HIV)* – which translates to an average of **17** new HIV diagnoses per year (or **6.6** new cases per 100,000 residents per year).** Of the new cases, **31%** were diagnosed with HIV and Acquired Immunodeficiency Syndrome (AIDS) at the same time which is also considered a late diagnosis of HIV and highlights the need for at-risk persons to be tested for HIV earlier. (CDC. "Vital Signs" Dec 3, 2010)

By Exposure

Between 2000 and 2009, **81%** percent of newly diagnosed adult male cases were men who have sex with men (MSM), **18%** of males were injection drug users (IDU), and **8%** were both MSM and IDU. Among adult females, **84%** of new cases had high-risk heterosexual contact,*** **25%** had IDU exposure, and **14%** were exposed to both.

Between 1992 and 2000, there were **four** confirmed cases of perinatal (mother-to-child) HIV transmission in Santa Cruz County, and none since.

New HIV Diagnoses by Mode of Exposure and Sex, Santa Cruz County, 2000-2009



* The term "new HIV diagnoses" refers to all newly diagnosed cases of HIV disease, with or without AIDS.

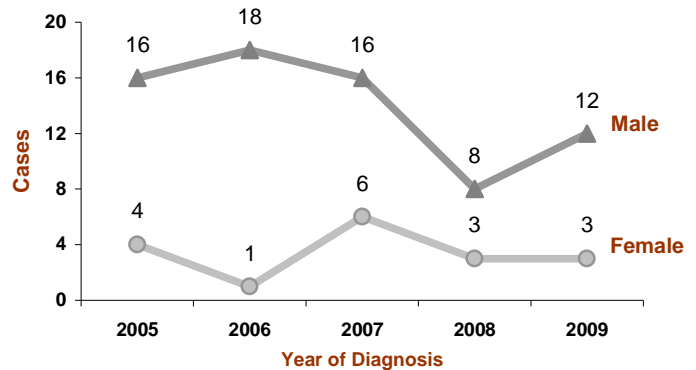
** These data are not estimates. They describe actual cases that have been reported to the County of Santa Cruz HIV/AIDS Reporting System as of June 30, 2010.

*** High-risk heterosexual contact = contact with a person known to have or to be at high risk for HIV infection.

By Sex

Seventy of the 87 new HIV cases (or **80%**) between 2005 and 2009 were male. Among new HIV diagnoses in the past decade, male cases have been **4.5** more common than female cases.

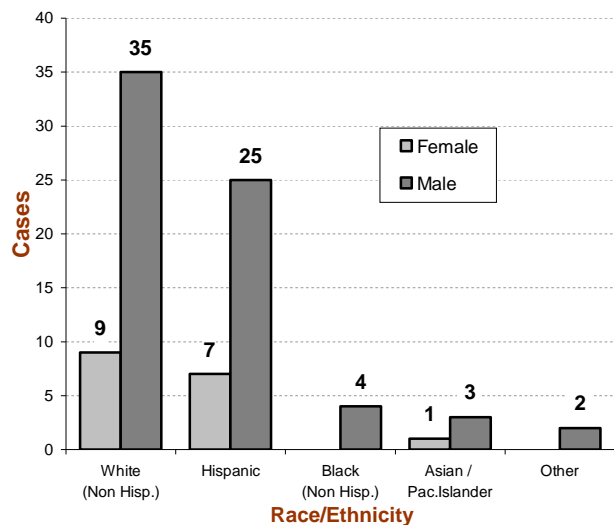
New HIV Diagnoses by Sex at Birth, Santa Cruz County, 2005-2009



By Race and Ethnicity

The majority of new HIV diagnoses in Santa Cruz County are either non-Hispanic White (**51%** in 2005-2009) or Hispanic (**37%**), which is similar to the overall population. The percentage of new diagnoses among Hispanics has increased from 29% of cases in 2000-2004; however, the percentage of Hispanics in the general population has increased at a similar rate. Also, while Blacks account for less than 1% of the county's overall population, nearly **4%** of new HIV cases are Black.

New HIV Diagnoses by Race/Ethnicity and Sex, Santa Cruz County, 2005-2009

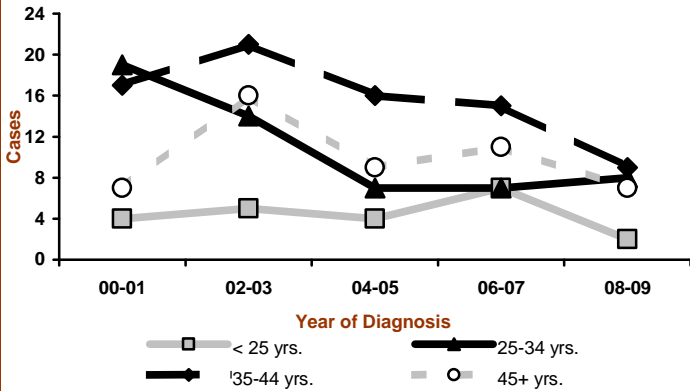


NEW HIV DIAGNOSES (cont.)

By Age

The majority of all new HIV cases (or **62%**) during 2000-2009 occurred among adults ages thirty-five and older—a trend that has been fairly consistent for the past decade.

**New HIV Diagnoses by Age at Diagnosis
Santa Cruz County, 2000-2009**



By Comorbidities

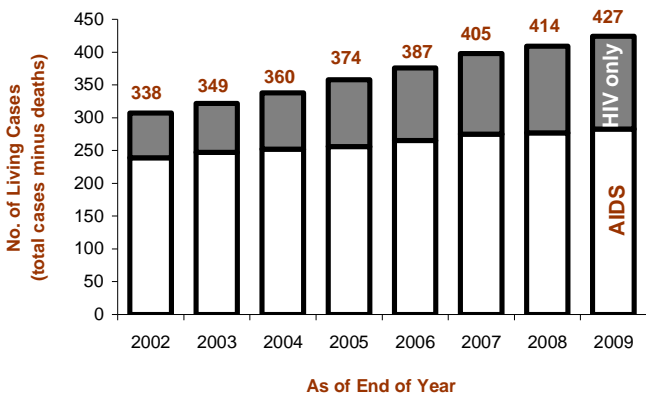
Comorbid* Conditions	TOTAL	
	n	% of PLWH
Hepatitis C	43	10.1%
Sexually Transmitted Infections	41	9.6%
Hepatitis B	17	4.0%
Enteric Illness	12	2.8%
Tuberculosis	4	0.9%
TOTAL Comorbidities	117	n/a
Total PLWH w/ a Comorbidity	89	20.8%
Total PLWH	427	100.0%

* A comorbid condition is defined as having had one of the listed reportable conditions in the year prior or anytime after earliest diagnosis of HIV/AIDS. Note that the "Total Comorbidities" do not add up to the "Total PLWH" since some persons have more than one comorbidity.
PLWH: Persons presumed living with HIV/AIDS as of 12/31/2009

HIV/AIDS PREVALENCE

Better treatments have led to steady increases in the number of people who are surviving with HIV/AIDS. At the end of 2009, there were **427** persons presumed living with HIV disease in Santa Cruz County, **286** (or **67%**) of whom have AIDS.

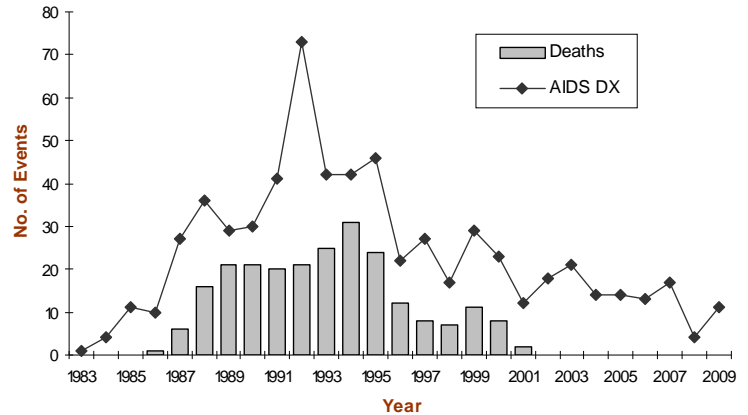
**People Living with HIV Disease,
Santa Cruz County, 2002-2009**



AIDS DIAGNOSES & DEATHS

Following dramatic declines observed in the late 1990s, both AIDS diagnoses and HIV/AIDS deaths have leveled off in recent years. As of December 2009, **634** people had been diagnosed with AIDS in Santa Cruz County. HIV disease has been a documented contributing factor in deaths of more than **234** people in Santa Cruz County since the epidemic began.

**AIDS Diagnoses and HIV/AIDS Deaths
Santa Cruz County, 1983-2009**



Source: California Department of Public Health, Office of AIDS, HIV/AIDS Surveillance Section in coordination with County of Santa Cruz, data quality current as of JUNE 30, 2010 (new cases are through DEC 31, 2009)

Presentation style adapted from Washington State Dept. of Health "A Glance at Washington's HIV/AIDS Epidemic" Feb 2009. <http://www.doh.wa.gov/cfh/hiv/statistics/docs/fs2-09wastate.pdf>



Public Health
Prevent. Promote. Protect.

For more information...

County of Santa Cruz

Dept. of Public Health, CD Unit
(831) 454 - 4114

<http://www.santacruzhealth.org>