


Santa Cruz County Emergency Survival Guide: Have a Plan

Emergency Information

Contacts	Name	Phone Number
Local Personal Emergency Contact		
Hospitals Near: Work		
School		
Home		
Family Physician(s)		
Employer Contact and Emergency Information		
School Contact and Emergency Information		
Religious/Spiritual Organization		


Santa Cruz County Emergency Survival Guide: Have a Plan

Diagram Escape Routes From Your Home



Santa Cruz County Emergency Survival Guide: Have a Plan

Diagram Escape Routes From Your Home



Santa Cruz County Emergency Survival Guide: Have a Plan

School Safety

If you have children attending school in Santa Cruz County, it is important that you include school-related information in your family's emergency plan.

Ensuring that the following information is up-to-date will help you and your family better prepare for a disaster.

My child's school information	Name:
	Address:
	Phone/Email:
Who should I call to keep updated on the status of my child?	Name: Phone:

Before a disaster, consider the following questions:


YES

NO

Will my child be sheltered in place during a wildland fire or other emergency?		
If so, do I know what precautions my school has taken to ensure my child's safety?		
Does the school maintain a parent-provided disaster supply kit for my child?		
If so, have I recently updated it so it is current?		
Does the school have adequate emergency supplies on hand to care for my child?		
Will I be able to pick up my child, or send someone else to pick up my child?		
Will my child be evacuated?		
If so, do I know to what location my child might be evacuated?		
If my child needs special medications, can a short-term supply of these medications be kept at the school nurse's office for emergency use?		
Is my child's emergency contact school information up-to-date?		


Santa Cruz County Emergency Survival Guide: Have a Plan

Diagram The Location of Your Utility Shut-Off Valves; Include Water, Electrical and Gas

A large, empty rectangular box with a thin black border, intended for a hand-drawn diagram showing the locations of water, electrical, and gas shut-off valves in a home.

Santa Cruz County Emergency Survival Guide: Have a Plan

Diagram The Location of Your Utility Shut-Off Valves; Include Water, Electrical and Gas

A large, empty rectangular box with a thin black border, intended for a hand-drawn diagram showing the locations of water, electrical, and gas shut-off valves in a home.

Santa Cruz County Emergency Survival Guide: Have a Plan

Use This Page to Plan Routes Away From Hazards and Out of Your Neighborhood

A large, empty rectangular box with a thin black border, occupying most of the page. It is intended for the user to draw or write out their emergency escape routes from their neighborhood.

Santa Cruz County Emergency Survival Guide: Have a Plan

Use This Page to Plan Routes Away From Hazards and Out of Your Neighborhood

A large, empty rectangular box with a thin black border, intended for the user to draw or write out their emergency escape routes from their neighborhood.

Santa Cruz County Emergency Survival Guide: Keep Supplies

Pet Disaster Supply Checklist

Make sure that you have the following items in your pet disaster supply kit:

YES/NO

Name tags and phone numbers for collars and harnesses	
Leashes, harnesses, gloves and carriers to transport pets safely and securely	
Water and food for 3-10 days	
Supplies like bowls, cat litter and pans, manual can opener, foil or plastic lids for cans	
3-10 day supply of medications and medical records stored in a waterproof container	
Current photos of your pets in case they get lost	
Information on feeding schedules, medical conditions, behavior problems, and the name and number of your veterinarian in case you have to board your pets.	
First Aid Kit (including bandages, scissors, tweezers, antibiotic ointment, saline eyewash and hydrogen peroxide). Don't forget beds and toys!	

Santa Cruz County Emergency Survival Guide: Keep Supplies

Horse and large Animal Disaster Supply Checklist

Make sure that you have the following items in your horse and large animal disaster supply kit:

	YES/NO
Halters with identification tags and lead ropes for each horse	
Vaccination and identification forms with current photos	
Food, feed buckets and any medications for 7-10 days	
Information on feeding schedules, medical conditions, and the name and number of your veterinarian in case you have to board your horse(s)	
First aid kit with wraps	
Duct tape to write identification on horse halters	
Headlamp light (much better than flashlight when working with large animals)	

Local Radio and TV Stations

Local Radio Stations	
Santa Cruz Area	
KPIG	107.5 FM
KZSC	88.1 FM
KUSP	88.9 FM
KSCO	1080 AM and 1340 AM
Salinas and Other Areas	
KKMC	880 AM
KTGE	1570 AM
KLOK	1170 AM
KZOL	99.1 FM
KRAY	103.5 FM
KHDC	90.9 FM
KDON	102.5 FM
KSCA	107.9 FM
The Hippo	104.3 FM
The Beach	101.7 FM
BOB	95.5 FM
Monterey Bay Area	
KAZU	90.3 FM
KWAV	97 FM
KRML	1410 FM

Local TV Stations	
KSBW	8
KION	46
KCBA	35
KSMS	67
KDJT	33

Santa Cruz County Emergency Survival Guide: Stay Informed

Use this page to record the locations of community information in your neighborhood. Be sure to include the location of the nearest county public libraries.

Santa Cruz County Emergency Survival Guide: Hazards

Fire Hazard Reduction Checklist

YES/NO

Remove needles, leaves, or other vegetative material from the roof of any structure	
Remove or trim all vegetation a minimum of ten feet from chimneys or stovepipes	
Keep landscape clean, remove litter under trees and shrubs, prune out all dead wood	
Remove dead and dried portions of ground covers and succulents	
Leave space between shrubs and trees to prevent fire spread. Avoid continuous tree or brush canopies.	
Separate native shrubs by removing adjacent plants	
Limit the number of specimen trees and shrubs within 30 feet of any structure	
Tree crowns should not overhang the roof and should be pruned high enough to avoid ignition by a ground fire	
Within 200 feet of structures, consider removing common garden plants that have proven particularly flammable due to high brush buildup and foliage oils, such as Cypress, Fountain Grass, large Juniper, Eucalyptus, Pines, and other Conifers	
Give special consideration to problem trees, such as Eucalyptus, Palms and Pines. Remove dead limbs, litter, dead fronds and loose bark from the ground, as well as from the trunk of these trees.	