

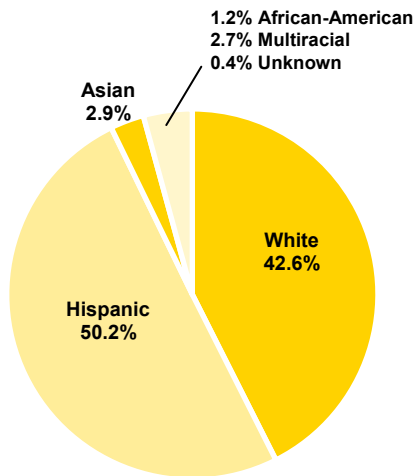
## SNAP-Ed Eligible Demographics Less than 185% Federal Poverty Level

**Total** 76,138 (29.9%)

### Ages (<185% FPL)

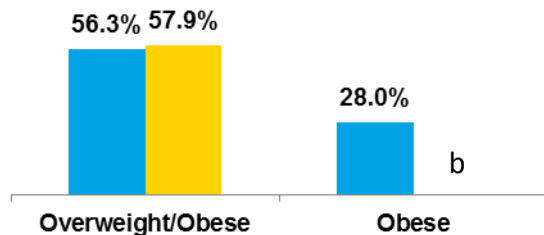
Children <6 years old	7,294 (41.0%)
Children 6-17 years old	12,063 (33.4%)
Adults 18-64 years old	49,642 (29.1%)
Seniors 65 years and older	7,139 (23.6%)

### Race/Ethnicity (<185% FPL)



## Obesity Prevalence

■ Adults ■ SNAP-Ed Adults



	Overweight	Obese
Age 2-11 years	9.5%	No data available
Age 12-17 years	15.7%	29.6%

## Environment

Percent of SNAP-Ed Adults who can always find fruits and vegetables in neighborhood	b
Percent of SNAP-Ed Adults who can always find affordable fruits and vegetables in neighborhood	b
Percent of Children/Teens (2-17 years) visit a park, play ground, or open space last month	b
Percent of residents with limited access to healthy foods	4.1%

## Population below Federal Poverty Level

**14.6%**

## Food Insecurity Rates

**13.9%** Overall

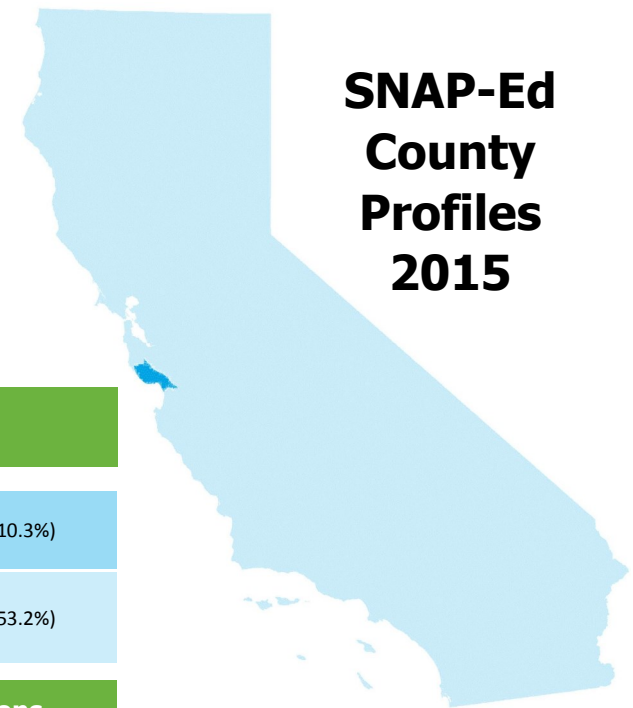
**22.8%** Children

## Other Federal Nutrition Assistance Programs

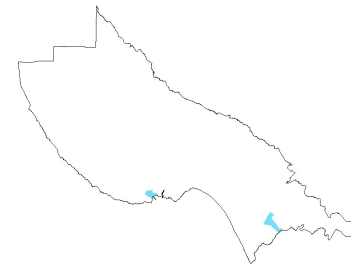
CalFresh Participants	26,274 (10.3%)
Students Eligible for Free/Reduced Price Meals (FRPM)	21,572 (53.2%)

## SNAP-Ed Eligible Locations

Census Tracts	SNAP-Ed Eligible Census Tracts
52	4 (7.7%) all races
Schools	SNAP-Ed Eligible Schools
82	34 (41.5%)



# SNAP-Ed County Profiles 2015



SNAP-Ed Eligible Census Tracts

# Santa Cruz

## Physical Activity and Nutrition

### Physical Activity

Percentage of adults aged 20 and over reporting no leisure-	10.0%
Children and Teens (2-17) physically active at least 1 hour	21.9%
Children (2-11) physically active at least 1 hour everyday	33.0%

### Servings of Fruit

*consumed 2 or more servings per day*

Children (2-11)	Children and Teens (2-17)
b	b

### Fast Food

*consumed 1 or more times in the past week*

Adults	SNAP-Ed Adults	Children/Teens (2-17)
56.6%	64.0%	b

### Sugar-Sweetened Beverages

*consumed 1 or more times per week*

Adults
37.5%

<sup>b</sup> unstable estimate

For CalFresh information, call 1-877-847-3663. Funded by USDA SNAP-Ed, an equal opportunity provider and employer. Visit [www.CaChampionsForChange.net](http://www.CaChampionsForChange.net) for healthy tips.

Please refer to [Data Sources and Methodology](#) for more information on the data above.